

OWNER'S GUIDE

PRODUCT LINE: STUDIO SERIES

MODEL NUMBERS: S26, S38, S310, S312

DESIGN GOAL: Bring the thrill of live performance and movie sound to the home environment by calling on JBL's professional engineering leadership.

TWEETER TYPE: Pure-titanium dome with EOS™ waveguide

WOOFER TYPE: Cast-aluminum basket with HeatScope™ motor structure

CROSSOVER NETWORK: Straight-Line Signal Path™ (SSP)

PORT DESIGN: FreeFlow™ flared

PROFESSIONAL REFERENCE: Studio Monitor



**PRO SOUND
COMES HOME™**

JBL Consumer Products
250 Crossways Park Drive, Woodbury, NY 11797
8500 Balboa Boulevard, Northridge, CA 91329
800-336-4JBL (4525) (USA only)

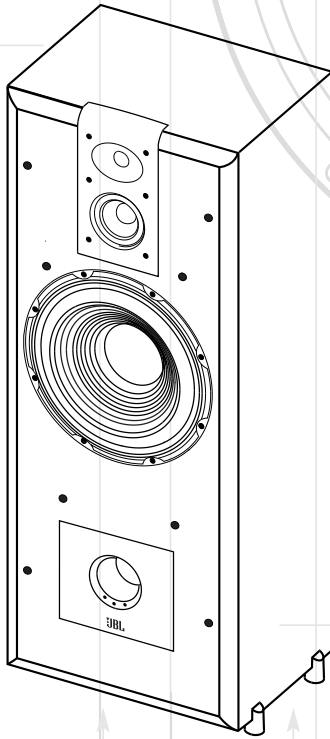
www.jbl.com

©1999 JBL, Incorporated.

JBL is a registered trademark of JBL, Incorporated.

Part No. S26/38/310/312 O/G ♻️

Ⓜ️ A Harman International Company



OWNER'S GUIDE

PRODUCT LINE: STUDIO SERIES

MODEL NUMBERS: S26, S38, S310, S312

DESIGN GOAL: Bring the thrill of live performance and movie sound to the home environment by calling on JBL's professional engineering leadership.

TWEETER TYPE: Pure-titanium dome with EOS™ waveguide

WOOFER TYPE: Cast-aluminum basket with HeatScape™ motor structure

CROSSOVER NETWORK: Straight-Line Signal Path™ (SSP)

PORT DESIGN: FreeFlow™ flared

PROFESSIONAL REFERENCE: Studio Monitor

JBL

THANK YOU FOR CHOOSING JBL

For more than 50 years, JBL has been involved in every aspect of music and film recording and reproduction, from live performances to the recordings you play in your home, car or office.

We're confident that the JBL loudspeakers you have chosen will provide every note of enjoyment that you

expected – and that when you think about purchasing additional audio equipment for your home, car or office, you will once again choose JBL.

Please take a moment to complete the enclosed profile card. It enables us to keep you posted on our latest advancements, and helps us to better

understand our customers and build products that meet their needs and expectations.

JBL Consumer Products

Declaration of Conformity



We, JBL Europe A/S
Kongevejen 194B
DK-3460 Birkerød
DENMARK

declare in own responsibility, that the loudspeakers described in this owner's manual (model numbers S26, S38, and S310 only) are in compliance with technical standards
EN 50081-1:1992
EN 50082-1:1992

Steen Michaelsen
JBL Europe A/S
Birkerød, DENMARK, 8/99

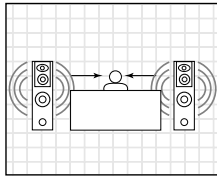
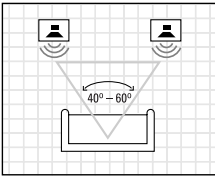
SPEAKER PLACEMENT

Proper placement of the speakers is an important step in obtaining the most realistic soundstage possible. These recommendations are for the optimum placement of the

loudspeakers. Use these placement recommendations as a guide. Slight variations will not diminish your listening pleasure.

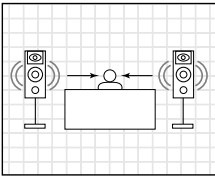
All of the Studio Series loudspeakers are video-shielded and can safely be placed near a television.

MODELS: S310, S312

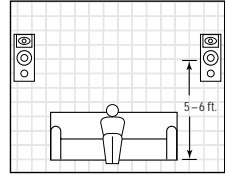
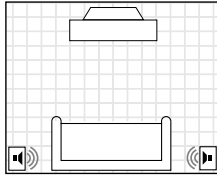


MODEL: S26

As Front Speakers



As Surround Speakers



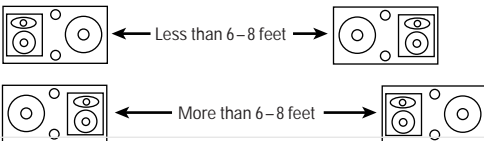
MODEL: S38

The S38 can be oriented either horizontally or vertically; however, best performance will result from

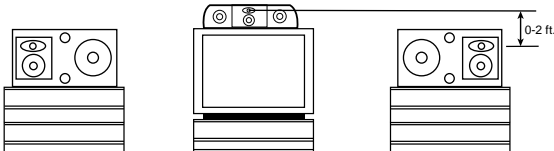
horizontal placement. Although these loudspeakers are designed as a mirrored pair, the decision as to which

one is left or right will depend on the amount of space left between them.

For stereo-only applications:



For Home Theater applications:

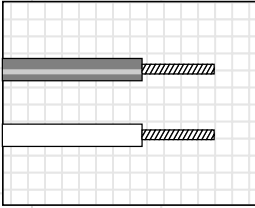


A wider stereo image is presented with the tweeter/midrange array outboard, and a tighter image is presented with the array inboard.

This placement provides a wide spread in sound, supplemented by the center-channel speaker.

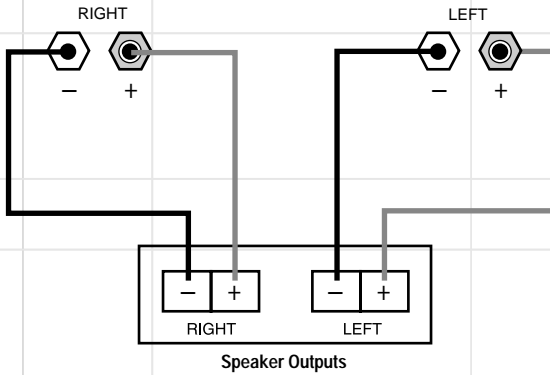
SPEAKER CONNECTIONS

CONNECTION TIPS

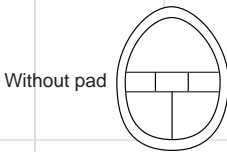


Speakers and electronics terminals have corresponding (+) and (-) terminals. It is important to connect both speakers identically: (+) on the speaker to (+) on the

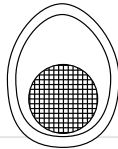
amplifier and (-) on the speaker to (-) on the amplifier. Wiring "out of phase" results in thin sound, weak bass and a poor stereo image.



MODELS S310 & S312



Without pad



With pad

These models are shipped with four self-adhesive nonskid pads that are to be used when the loudspeaker is intended to be placed on a smooth-surfaced floor, such as tile or hardwood. Gently lay the speaker on its side (not

its front or back) on a soft nonabrasive surface. Attach each pad to the bottom of its foot in the widest portion of the recessed area. DO NOT attach the pads if the speaker will be placed on carpeting.

NEVER drag the speaker to move it, as this will damage the pads, the feet and/or the wood cabinet itself. Always lift the speaker and carry it to its new location.

TROUBLESHOOTING

If there is no sound from any of the speakers:

- Check that receiver/amplifier is on and that a source is playing.
- Review proper operation of your receiver/amplifier.

If there is no sound coming from one speaker:

- Check the "Balance" control on your receiver/amplifier.
- Check all wires and connections between receiver/amplifier and speakers.
- Make sure all wires are connected. Make sure none of the speaker wires are frayed, cut or punctured.

If the system plays at low volumes but shuts off as volume is increased:

- Check all wires and connections between receiver/amplifier and speakers.
- Make sure all wires are connected. Make sure none of the speaker wires are frayed, cut or punctured.
- If more than one pair of main speakers is being used, check the minimum impedance requirements of your receiver/amplifier.

If there is no (or low) bass output:

- Make sure the polarities (+ and -) of the left and right "Speaker Inputs" are connected properly.

If there is no sound from the center speaker:

- Make sure that your receiver's "Center-Channel" mode is in the "Normal" or "Wide" position. If it is in the "Phantom" position, the center speaker will not play.
- Check all connections between processor/amplifier and the center speaker.

SPECIFICATIONS

	S26	S38
Description:	2-Way 6" bookshelf	3-Way 8" horizontal, mirror-image bookshelf
Maximum Recommended Amplifier Power*:	150W	175W
Nominal Impedance:	8 Ohms	8 Ohms
Sensitivity (2.83V/1m):	87dB	89dB
Frequency Response (-3dB):	48Hz – 20kHz	45Hz – 20kHz
Crossover Frequency:	2000Hz	800, 3200Hz
High-Frequency Transducer:	1" Pure-titanium dome, with rubber surround, shielded; Elliptical Oblate Spheroidal™ (EOS) waveguide	1" Pure-titanium dome, with rubber surround, shielded; Elliptical Oblate Spheroidal™ (EOS) waveguide
Midrange Transducer:	NA	4" PolyPlas™ (polymer-coated cellulose fiber) cone, rubber surround, shielded; Linear Field Proximity™ (LFP) bezel
Low-Frequency Transducer(s):	6" PolyPlas™ (polymer-coated cellulose fiber) cone, rubber surround, SFG™; magnetic shorting rings, high-temp oversized Kapton® voice coil, HeatScape™ motor structure, cast-aluminum baskets, shielded	8" PolyPlas™ (polymer-coated cellulose fiber) cone, rubber surround, SFG™; magnetic shorting rings, high-temp oversized Kapton® voice coil, HeatScape™ motor structure, cast-aluminum baskets, shielded
Baffle:	Low Diffraction, IsoPower™	Low Diffraction, IsoPower™
Port:	FreeFlow™ flared	FreeFlow™ flared
Network:	Straight-Line Signal Path™ (SSP)	Straight-Line Signal Path™ (SSP)
Terminals:	All-metal, gold-plated, 5-way binding posts	All-metal, gold-plated, 5-way binding posts
Dimensions (H x W x D):	17" x 10" x 10" 432mm x 254mm x 254mm	11-1/2" x 17-1/2" x 12-7/8" 292mm x 445mm x 327mm
Weight per Speaker:	22lbs, 10kgs	28lbs, 12.7kgs

	S310	S312
Description:	3-Way 10" floorstanding	3-Way 12" floorstanding
Maximum Recommended Amplifier Power*:	200W	250W
Nominal Impedance:	8 Ohms	8 Ohms
Sensitivity (2.83V/1m):	91dB	92dB
Frequency Response (-3dB):	40Hz – 20kHz	35Hz – 20kHz
Crossover Frequencies:	850, 3500Hz	750, 3000Hz
High-Frequency Transducer:	1" Pure-titanium dome, with rubber surround, shielded; Elliptical Oblate Spheroidal™ (EOS) waveguide	1" Pure-titanium dome, with rubber surround, shielded; Elliptical Oblate Spheroidal™ (EOS) waveguide
Midrange Transducer:	4" PolyPlas™ (polymer-coated cellulose fiber) cone, rubber surround, shielded; Linear Field Proximity™ (LFP) bezel	4" PolyPlas™ (polymer-coated cellulose fiber) cone, rubber surround, shielded; Linear Field Proximity™ (LFP) bezel
Low-Frequency Transducer(s):	10" PolyPlas™ (polymer-coated cellulose fiber) cone, rubber surround, SFG™, magnetic shorting rings, high-temp oversized Kapton® voice coil, HeatScape™ motor structure, cast-aluminum baskets, shielded	12" PolyPlas™ (polymer-coated cellulose fiber) cone, rubber surround, SFG™, magnetic shorting rings, high-temp oversized Kapton® voice coil, HeatScape™ motor structure, cast-aluminum baskets, shielded
Baffles:	Low Diffraction, IsoPower™	Low Diffraction, IsoPower™
Port:	FreeFlow™ flared	FreeFlow™ flared
Network:	Straight-Line Signal Path™ (SSP)	Straight-Line Signal Path™ (SSP)
Terminals:	All-metal, gold-plated, 5-way binding posts	All-metal, gold-plated, 5-way binding posts
Dimensions (H x W x D):	34-1/2" x 13" x 12" 876mm x 330mm x 305mm	41" x 16" x 12-7/8" 1041mm x 406mm x 327mm
Weight per Speaker:	50lbs, 22.7kgs	68lbs, 31kgs

*The maximum recommended amplifier power rating will ensure proper system headroom to allow for occasional peaks. We do not recommend sustained operation at these maximum power levels.

Occasional refinements may be made to existing products without notice but will always meet or exceed original specifications unless otherwise stated.