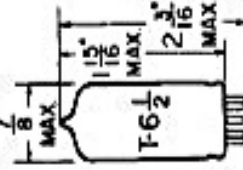


TUNG-SOL

DOUBLE TRIODE
MINIATURE TYPE

COATED UNIPOTENTIAL CATHODE

HEATER



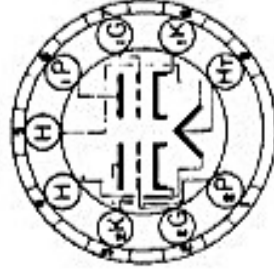
GLASS BULB

SERIES
12.6 VOLTS
225 MA.

PARALLEL
6.3 VOLTS
450 MA.

AC OR DC

FOR 12.6 VOLT OPERATION APPLY HEATER VOLTAGE BETWEEN PINS #8 AND #5. FOR 6.3 VOLT OPERATION APPLY HEATER VOLTAGE BETWEEN PIN #9 AND PINS #4 AND #5 CONNECTED TOGETHER.



BOTTOM VIEW

MINIATURE BUTTON
9 PIN BASE

9A

ANY MOUNTING POSITION

THE 12AV7 COMBINES TWO INDEPENDENT MEDIUM-MU TRIODES USING THE 9 PIN MINIATURE CONSTRUCTION. IT IS ADAPTABLE TO APPLICATION EITHER AS AN AF AMPLIFIER OR AS COMBINED OSCILLATOR AND MIXER.

DIRECT INTERELECTRODE CAPACITANCES

	WITHOUT SHIELD	WITH SHIELD #316
GRID TO PLATE: (G TO P) EACH SECTION	1.9	1.9
INPUT: G TO (H+K) EACH SECTION	3.1	3.2
OUTPUT: P TO (H+K) SECTION #1	0.5	1.3
SECTION #2	0.4	1.6
HEATER TO CATHODE: (M TO K) EACH SECTION	3.8	4
GROUNDING GRID		
PLATE TO CATHODE: (P TO K) EACH SECTION	0.24	0.23
INPUT: K TO (H+G) EACH SECTION	6.9	7
OUTPUT: P TO (H+G) SECTION #1	2	2.8
SECTION #2	2	3.2

RATINGS

INTERPRETED ACCORDING TO RMA STANDARD RB-210

EACH TRIODE UNIT

HEATER VOLTAGE	6.3	12.6	VOLTS
MAXIMUM HEATER-CATHODE VOLTAGE	90		VOLTS
MAXIMUM PLATE VOLTAGE	300		VOLTS
MAXIMUM NEGATIVE DC GRID VOLTAGE	-50		VOLTS
MAXIMUM PLATE DISSIPATION	2.7		WATTS

TYPICAL OPERATING CONDITIONS AND CHARACTERISTICS

CLASS A₁ AMPLIFIER - EACH TRIODE UNIT

HEATER VOLTAGE	6.3	12.6	6.3	12.6	VOLTS
HEATER CURRENT	450	225	450	225	MA.
PLATE VOLTAGE		100		150	VOLTS
CATHODE BIAS RESISTOR		120		56	OHMS
PLATE CURRENT		9		18	MA.
PLATE RESISTANCE		6 100		4 800	OHMS
TRANSCONDUCTANCE		6 100		8 500	UMHMS
AMPLIFICATION FACTOR		37		41	
GRID VOLTAGE (APPROX.) FOR I _b = 10 μA.		-9		-12	VOLTS

PLATE
2790
SEPT. 1
1951

• • • • •

12AV7

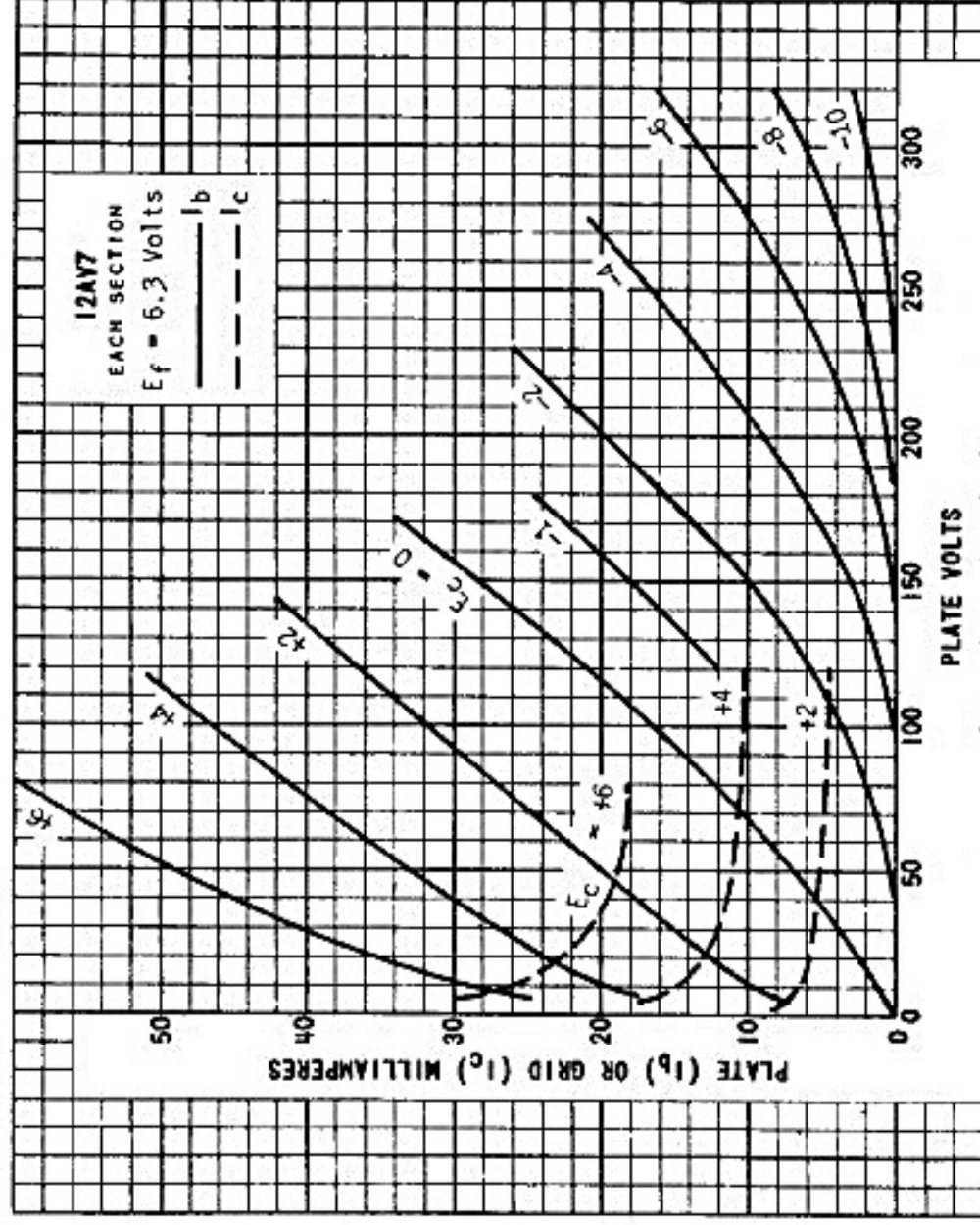


PLATE
2741
SEPT. 3
1953