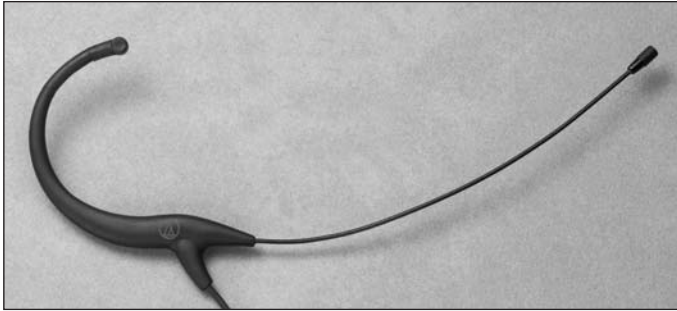


# AT892 MicroSet® OMNIDIRECTIONAL CONDENSER HEADWORN MICROPHONE



- Lightweight microminiature headset with ergonomic under-ear design
- Exceptional sound quality and rugged construction
- Adjustable fit for left or right ear
- Flexible performance as a wired or wireless microphone - Use with included power module or with any Audio-Technica UniPak™ wireless transmitter
- Available in black, cocoa (-CO) and beige (-TH) models

With a capsule diameter of just 2.5 mm, the AT892 MicroSet provides the ultimate in low-profile, high-performance audio. This omnidirectional condenser microminiature headworn mic offers an ergonomic under-ear design: its flexible, lightweight contoured loop hooks behind the ear for an ultra-secure, comfortable fit with or without glasses.

The AT892 MicroSet's flexible design enables it to be worn on either the left or right ear. Position the lightweight contoured loop around the back of your ear, so that the boom extends from the bottom of your ear as shown. Bend the loop as needed to achieve a secure, comfortable fit, so that the MicroSet is not dislodged by shaking your head. Remove the MicroSet and bend a gentle curve in the microphone's boom. Hook the MicroSet back around your ear, and adjust the boom as needed to follow the contour of your face, positioning the microphone near the corner of your mouth. MicroSet has a large acoustical sweet spot; experiment with placement near the corner of your mouth for optimal performance.



A cable clip is provided for strain relief, allowing the MicroSet to remain securely in place without the weight of the cable pulling on the headset. To install the cable clip, slip the cable into the snap-on connector and attach the clip to clothing, leaving enough slack on the MicroSet side of the clip to allow for free, comfortable motion.

The donut-shaped moisture guard is provided to protect the element from sweat and moisture. Position the moisture guard as close to the element as possible to provide maximum protection. To remove the moisture guard, first remove the element cover and place it out of harm's way. Gently slide the moisture guard over the element. Replace the element cover.

The AT892 is intended for use in professional applications where remote power is available. It requires 11V to 52V DC phantom power, which may be provided by a mixer or console, or by a separate, in-line source such as the Audio-Technica AT8801 single-channel or CP8506 four-channel phantom power supplies. The cable is terminated with a locking 4-pin connector for use with the included AT8539 power module, as well as with all Audio-Technica UniPak™ body-pack wireless transmitters.

Output from the power module's XLRM-type connector is low impedance (Lo-Z) balanced. The signal appears across Pins 2 and 3; Pin 1 is ground (shield). Output phase is "Pin 2 hot" – positive acoustic pressure produces positive voltage at Pin 2.

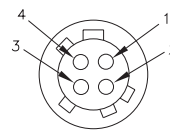
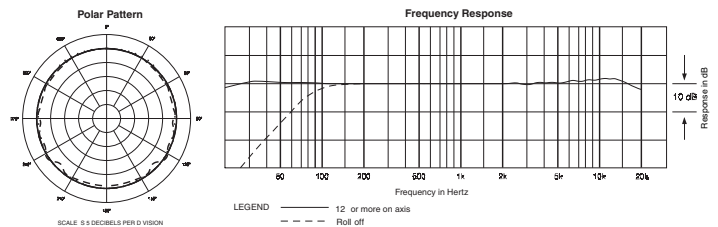
Avoid leaving the microphone in the open sun or in areas where temperatures exceed 110° F (43° C) for extended periods. Extremely high humidity should also be avoided.

## AT892 MICROSET® SPECIFICATIONS†

<b>ELEMENT</b>	Fixed-charge back plate permanently polarized condenser
<b>POLAR PATTERN</b>	Omnidirectional
<b>FREQUENCY RESPONSE</b>	20-20,000 Hz
<b>LOW FREQUENCY ROLL-OFF</b>	80 Hz, 18 dB/octave
<b>OPEN CIRCUIT SENSITIVITY</b>	-44 dB (6.3 mV) re 1V at 1 Pa*
<b>IMPEDANCE</b>	250 ohms
<b>MAXIMUM INPUT SOUND LEVEL</b>	122 dB SPL, 1 kHz at 1% T.H.D.
<b>DYNAMIC RANGE (typical)</b>	88 dB, 1 kHz at Max SPL
<b>SIGNAL-TO-NOISE RATIO†</b>	60 dB, 1 kHz at 1 Pa*
<b>PHANTOM POWER REQUIREMENTS</b>	11-52V DC, 2 mA typical
<b>WEIGHT</b>	
<b>MICROPHONE, BOOM &amp; EARPIECE</b>	2.4 g (0.08 oz)
<b>POWER MODULE</b>	85 g (3.0 oz)
<b>DIMENSIONS</b>	
<b>MICROPHONE</b>	8.1 mm (0.32") long, 2.7 mm (0.11") diameter
<b>BOOM</b>	98.4 mm (3.87") long, 1.07 mm (0.042") boom diameter
<b>POWER MODULE</b>	97.6 mm (3.84") long, 18.9 mm (0.74") diameter
<b>OUTPUT CONNECTOR (power module)</b>	Integral 3-pin XLRM-type
<b>CABLE</b>	1.4 m (55") long (permanently attached to microphone) 1.6 mm (0.06") diameter, 2-conductor shielded cable with locking 4-pin connector
<b>ACCESSORIES FURNISHED</b>	AT8539 power module; two AT8157 windscreens; two AT8156 element covers; AT8440 clothing clip; moisture guard; belt clip; carrying case

†Specifications derived by using AT8539 power module. In the interest of standards development, A.T.U.S. offers full details on its test methods to other industry professionals on request.

\*1 Pascal = 10 dynes/cm<sup>2</sup> = 10 microbars = 94 dB SPL  
† Typical, A-weighted, using Audio Precision System One.  
Specifications are subject to change without notice.



Pin	Function	Wire Color
Pin 1	Ground/Shield	Green
Pin 2	Instrument	Jumper to Pin 1
Pin 3	Mic Audio	Copper Color
Pin 4	Bias + In	Red



Audio-Technica U.S., Inc., 1221 Commerce Drive, Stow, Ohio 44224  
Audio-Technica Limited, Old Lane, Leeds LS11 8AG England  
www.audio-technica.com

