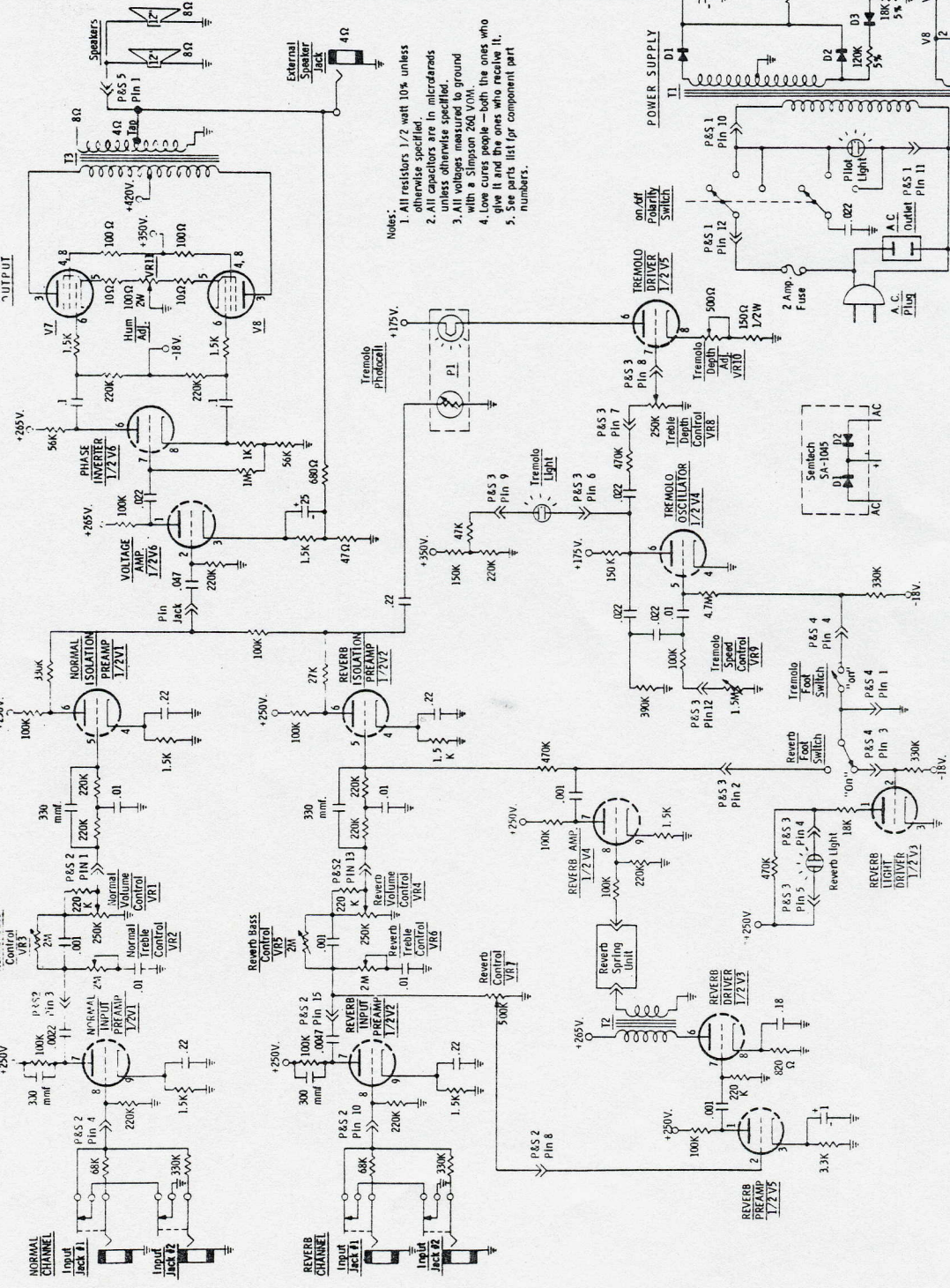


PLUG & SOCKET CONNECTIONS

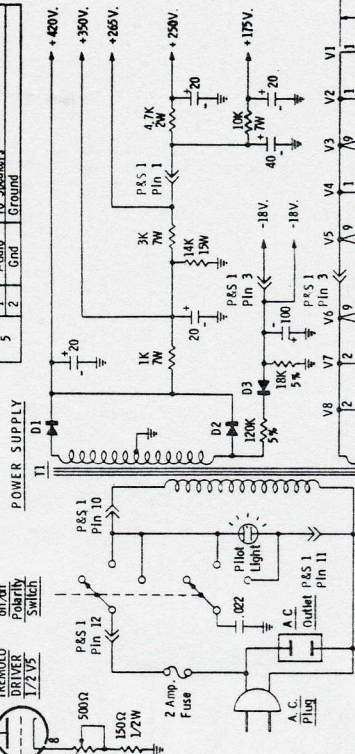
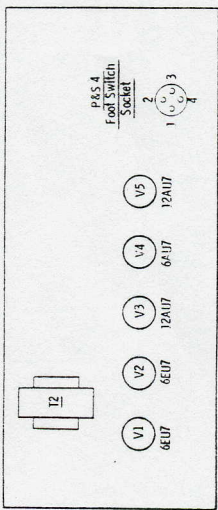
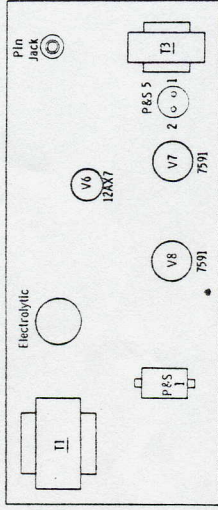
P&S No.	Pin No.	VOLTAGES	DESCRIPTION
1	1	+265V.	B+
	2	+350V.	B+
	3	6.3 VAC	filament Voltage
	4	Not Used	Not Used
	5	-18V.	filament Voltage
	6	6.3 VAC	Ground
	7	Not Used	Not Used
	8	Not Used	Not Used
	9	117 VAC	From on/off Switch
	10	117 VAC	From Pilot Light
2	1	Audio	From Normal Channel Controls
	2	Audio	Normal Channel Controls
	3	Audio	Normal Channel Controls
	4	Audio	Normal Channel Controls
	5	Audio	Normal Channel Controls
	6	Not Used	Not Used
	7	Ground	Ground
	8	Audio	From Reverb Control
	9	Ground	Ground
	10	Audio	Reverb Channel Input
3	1	Not Used	Not Used
	2	Not Used	Not Used
	3	Not Used	Not Used
	4	+250V.	From Reverb Light
	5	+250V.	From Reverb Light
	6	+170V.	From Tremolo Light
	7	A.C.	To Tremolo Depth Control
	8	A.C.	To Tremolo Light
	9	+170V.	To Tremolo Light
	10	Ground	Ground
4	1	Audio	To Tremolo Speed Control
	2	Audio	Reverb Amp Output
	3	Audio	To Reverb Light Driver
	4	-10V.	To Reverb Bass To Foot Switch
	5	Audio	To Speakers
	6	Ground	Ground
	7	Ground	Ground
	8	Audio	To Tremolo Speed Control
	9	Audio	Reverb Amp Output
	10	Audio	To Reverb Light Driver

- Notes:
1. All resistors 1/2 watt 10% unless otherwise specified.
 2. All capacitors are in microfarads unless otherwise specified.
 3. All voltages measured to ground.
 4. With a Simpson 200 both the ones who show it and the others who receive it.
 5. See parts list for component numbers.



VOLTAGE CHART

Pin	V1	V2	V3	V4	V5	V6	V7	V8
1	Heater	Heater	Heater	Heater	Heater	Heater	Heater	Heater
2	+1.2V.	+1.2V.	+2.5V.	+100V.	+4.5V.	+1.4V.	+410V.	+410V.
3	+1.80V.	+1.2V.	Heater	Heater	Heater	Heater	+350V.	+350V.
4	+1.80V.	+1.2V.	-3V.	Heater	Heater	Heater	+AV.	+AV.
5	+1.80V.	+1.80V.	+255V.	Heater	Heater	Heater	+8.7V.	+8.7V.
6	+1.80V.	+1.80V.	+160V.	+160V.	+160V.	+160V.	+2V.	+2V.
7	+1.80V.	+1.80V.	+8.9V.	+8.9V.	+8.9V.	+8.9V.	+60V.	+60V.
8	+1.2V.	+1.2V.	+1.2V.	+1.2V.	+1.2V.	+1.2V.	+350V.	+350V.
9	+1.2V.	+1.2V.	+1.2V.	+1.2V.	+1.2V.	+1.2V.	+350V.	+350V.



GIBSON
SUPER METALIST
Dwg. No. 1