

GRUNDIG

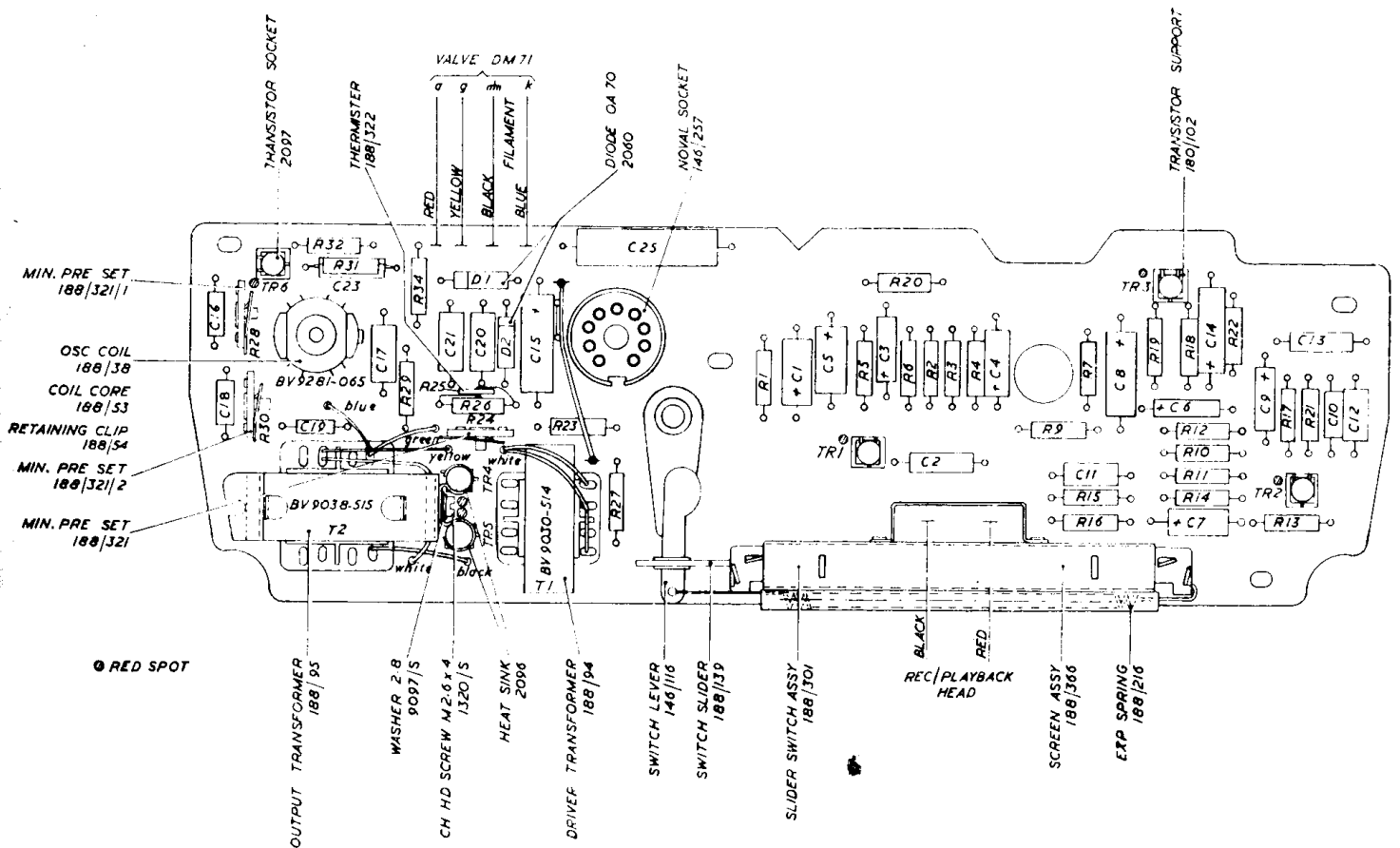
TAPE RECORDER

Model TK1

General Description: Single-speed ($3\frac{3}{4}$ in./sec.), dual-track, transistorised tape recorder with recording time of about 15 minutes per track. Transistor controlled D.C. motor.

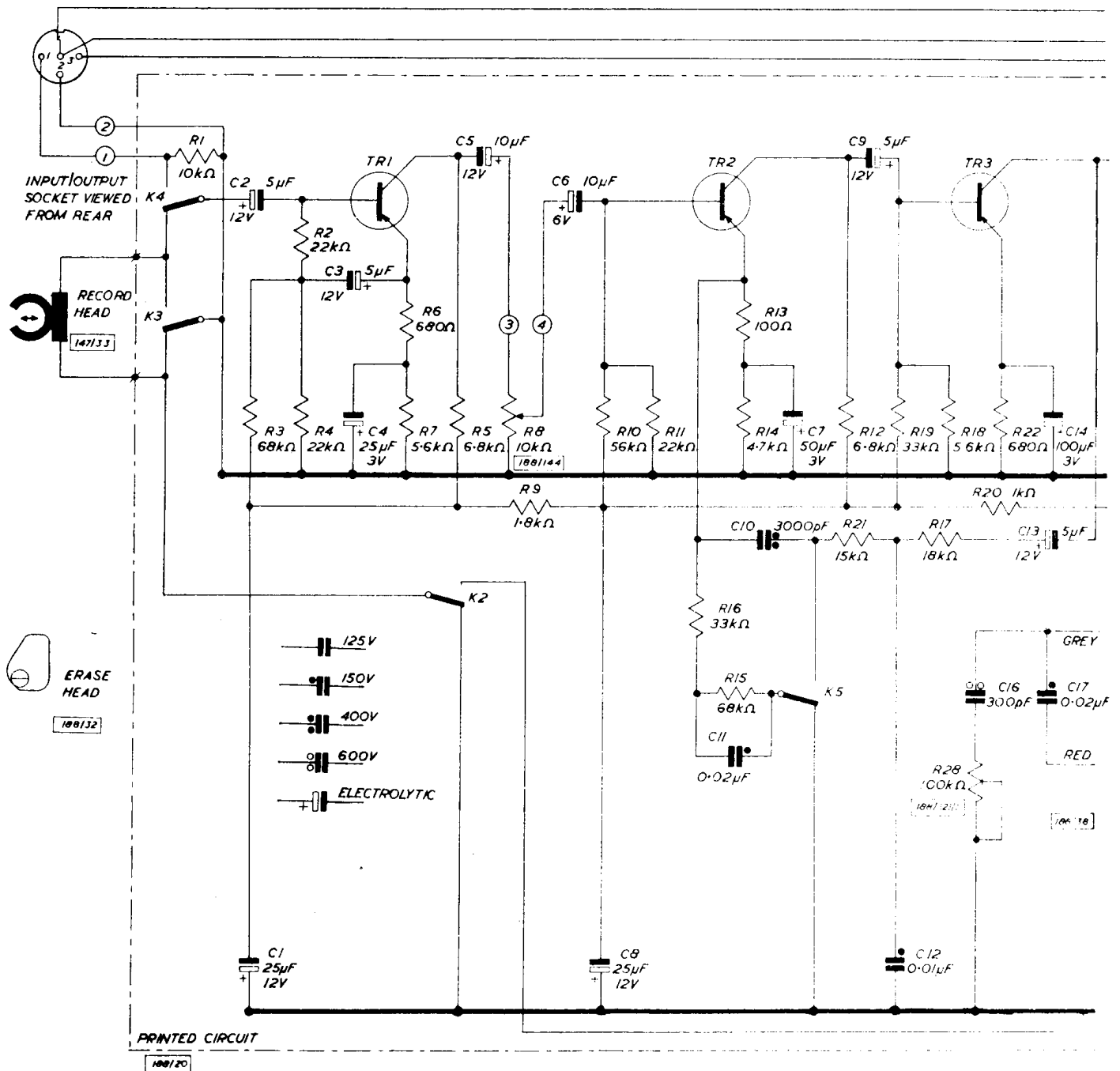
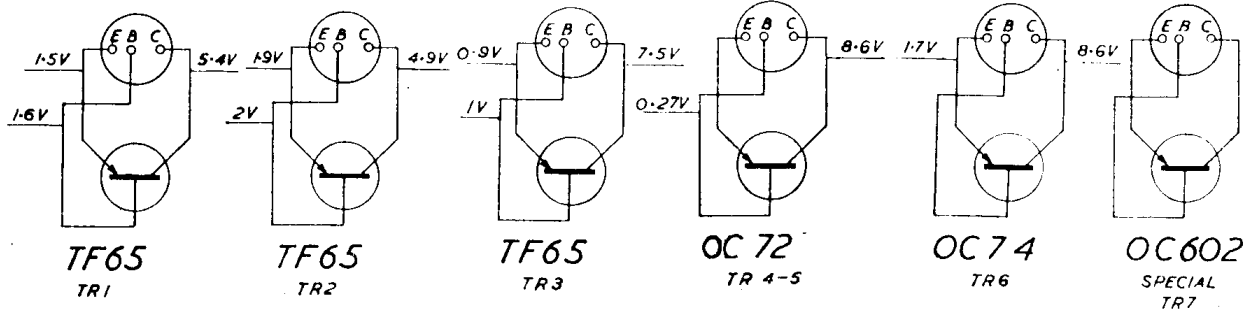
Power Supply: 6-volt plus 3-volt batteries. Motor battery should be Ray-O-vac 3LP.

Dismantling: Slacken small grub screw of knurled knob of right-hand control. Remove this and lower portion of control, also remove left-hand selector control. Unscrew coin-slotted screw on base and remove. Remove base fixing bracket and four slotted nuts holding chassis into cabinet. Chassis may now be lifted clear.

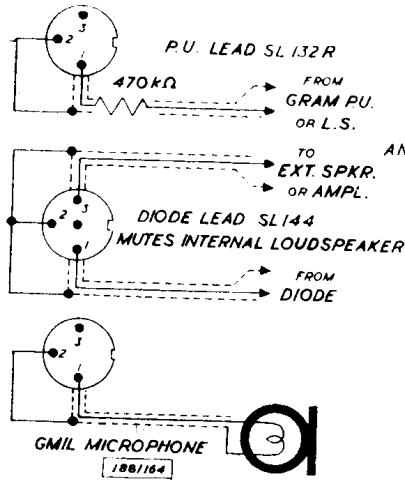


COMPONENT LAY-OUT—GRUNDIG MODEL TK1

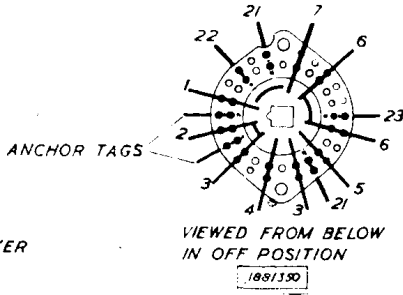
Servicing Notes: H.F. bias current R/P head 1.3 mA. (130 mV. across 100-ohm resistor in earthy lead), adjust by R28. A.F. current R/P head at 1000 c/s. measured as above 15 mV. (oscillator inoperative and DM71 removed). Positioning of R/P assembly very critical and should be adjusted on 6000-c/s. tape. Output stage quiescent current adjusted by R24 to 6 mA.



CIRCUIT DIAGRAM—

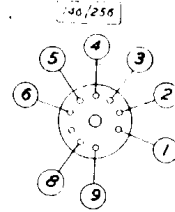


SELECTOR SWITCH



	1/2	2/3	3/4	5/6	6/7	21/22	21/23
REWIND	•			•		•	
STOP		•				•	
PLAYBACK			•	•	•	•	•
RECORDING	•	•	•	•			

NOVAL PLUG



SLIDER SWITCH

