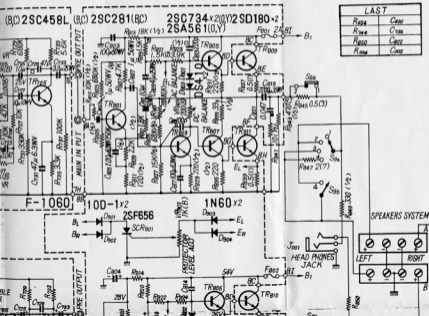
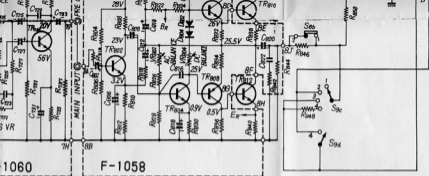


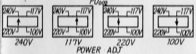
EMATIC DIAGRAM





1060

F-1058



POWER ADJ

- | | | |
|-----------------|-----------------------------------|--|
| a) SELECTOR | S ₄ (a, b) MUTING | S ₉ (a, b) SPEAKERS DAMPING |
| TAPE HEAD | 1 OFF | 1 HIGH |
| TONE 1 | 2 ON | 2 LOW |
| TONE 2 | | |
| AUX 1 (MIC) | S ₅ (a, b) LOUDNESS | S ₉ (a-d) SPEAKERS |
| AUX 2 | 1 OFF | 1 OFF |
| | 2 ON | 2 SYSTEM A |
| b) TAPE MONITOR | S ₆ (a, b) LOW FILTER | 3 SYSTEM B |
| SOURCE | 1 OFF | 4 SYSTEM A+B |
| PLAY BACK | 2 ON | |
| MODE SW | S ₇ (a, b) HIGH FILTER | S ₁₀ (a, b) POWER |
| STEREO | 1 OFF | 1 OFF |
| TONE | 2 ON | 2 ON |

- SYMBOL
- OIL
 - MICA
 - ⊙ MYLAR
 - △ CERAMIC
 - ⊛ TANTALUM

RESISTORS 1/4 WATT UNLESS OTHERWISE NOTED

* All rights reserved specifications subject to change without notice.



SANSUI ELECTRIC COMPANY LIMITED

Printed in Japan (790504B)