


H. H. Scott

LABORATORY POWER AMPLIFIER

265-A

TECHNICAL BULLETIN



- 70 watt power for music, ample reserve for any system
- "Dynamic Power Monitor" protects speakers against burnout on continuous overload
- Variable Damping Control permits continuous adjustment of damping from 30:1 to 0.5:1
- Class A circuitry throughout for distortionless listening at all levels
- First order difference tone intermodulation less than .1%, a negligible amount

The 70 watt output of this superb power amplifier provides more than ample power reserve for the most demanding applications. A new adjustable "Dynamic Power Monitor" Circuit allows full power output on music, but automatically limits steady-state power output to any desired level between full power and 8 watts. This provides protection against speaker burnout on continuous overload. A variable damping control permits adjustment of damping factor from 30/1, to 0.5/1 for

exact speaker matching and optimum performance.

Circuits are Class A throughout, for distortionless reproduction at all listening levels. First-order difference-tone intermodulation, the most annoying distortion to the ear, is less than 0.1% at rated peak output, an entirely negligible amount.

A distinguished amplifier for the perfectionist or industrial laboratory, the 265 is the finest power amplifier that we are able to make at this time.

H. H. SCOTT, inc.

385 PUTNAM AVENUE

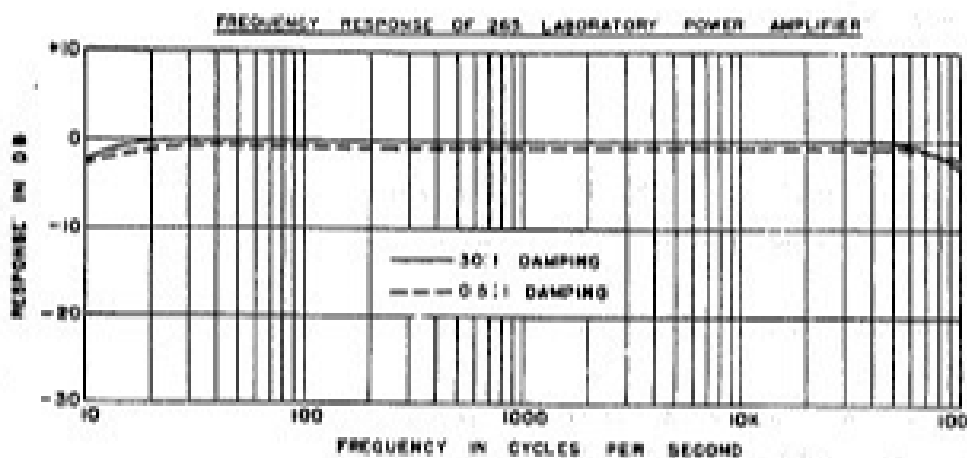
CAMBRIDGE, MASSACHUSETTS

265-A Laboratory Power Amplifier

Technical Specifications

POWER OUTPUT: 70 watt rating on music waveforms. Long-time continuous power rating variable from 8 to 65 watts. Instantaneous peak power 140 watts.

FREQUENCY RESPONSE: Flat from 12 cps to 80,000 cps. Controlled cutoff at the high end to eliminate ultrasonic oscillation in accordance with best professional and broadcast station standards, for maximum stability and freedom from spurious oscillation.



HARMONIC DISTORTION: Less than 0.5% at full output.

INTERMODULATION DISTORTION: First order difference tone intermodulation, the most annoying type of distortion to the ear, is less than 0.1%.

INPUT CIRCUITS: Two input circuits are provided with input impedances of 0.5 and 1.5 megohms. LEVEL control provided to insure proper operation of preamplifier LOUDNESS and DYNAURAL controls. Both inputs may be used at once.

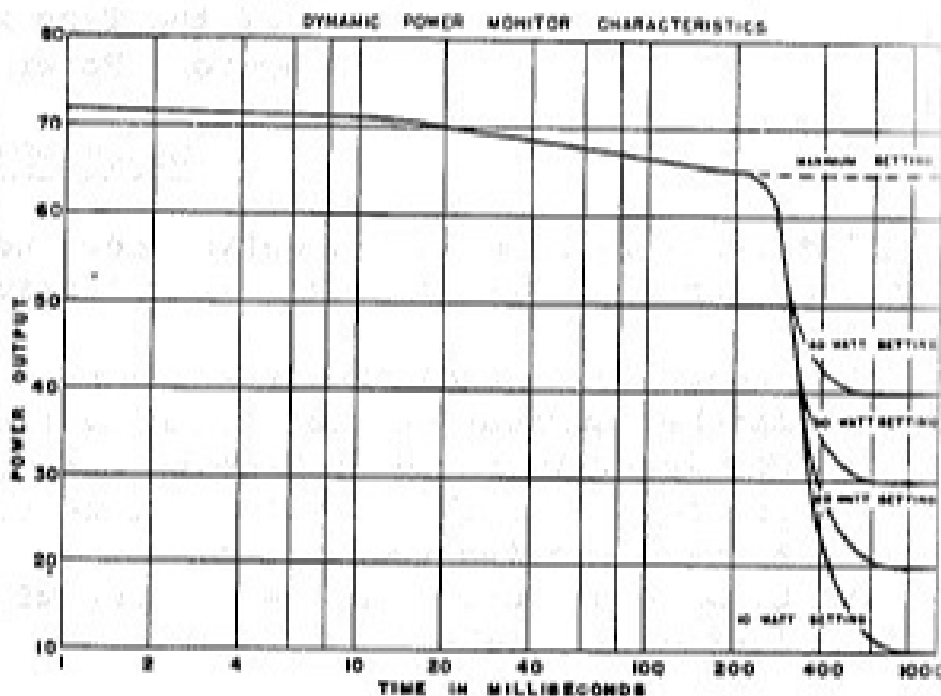
INPUT VOLTAGE TO OPERATE AT FULL OUTPUT: 0.5 megohm input requires 0.5 volts; 1.5 megohm input requires 1.5 volts.

HUM LEVEL: Hum and noise 90 db below rated output, an outstanding design accomplishment. Circuit designed to eliminate television and radio station interference.

OUTPUT IMPEDANCE: Taps available — 2, 4, 8 and 16 ohms to match all speakers from 1 to 24 ohms. Model 265-A1, with 4, 8, 16 and 500 ohm output taps available on special order.

VARIABLE SPEAKER DAMPING: The damping factor is adjustable between 30 to 1 and 0.5 to 1, so that exact damping requirements of any speaker manufacturer can be met. This unique control insure optimum loudspeaker performance.

DYNAMIC POWER MONITOR: This feature reduces danger of speaker burnout from continuous overload and yet allows maximum output for musical peaks. If signal of amplitude and duration sufficient to endanger the loudspeaker occurs, the regulator-monitor circuit instantaneously reduces the power to the level for which the control is set. It is an important safety feature in an amplifier rated at more than 35 watts.



OTHER CIRCUIT FEATURES: Class A operation throughout, for the finest reproduction possible; clean symmetrical clipping provides audible performance actually exceeding that of much higher power ratings; self-balancing phase inverter automatically balances output circuit so no adjustments are necessary when tubes are replaced.

POWER REQUIREMENTS: Unit is self-powered and is operated from 117 v, 60 cycle source; a.c. circuit is fused; spare a.c. outlets for operating accessories. Power consumption, 265 watts.

CONSTRUCTION: Chassis of heavy aluminum to reduce circulating ground currents. All transformers made by H. H. Scott and are designed to meet exacting technical specifications.

TUBES: (2)—5U4G, (1)—6AM8, (2)—12AX7, (1)—6080, (4)—1614.

SIZE: 10 x 17 x 8 3/4.

WEIGHT: 45 pounds.

DISTRIBUTED BY: