


SERVICE MANUAL

SOLID STATE
20" Color Television
Receiver



MODEL : CT-M207
PAL BG FT..

CONTROLLED

AUTHORITY.....

gp

DATE 11/7/91

PHILIPS IL

SPECIFICATION

SYSTEM	:	PAL- B/G		
		---- TV SECTION ----		
CHANNEL COVERANGE VHF LOW	:	2-4	CH.	Y-S1
				CH.
VHF HIGH	:	5-12	CH.	S2-S20
				CH.
UHF	:	21-69	CH.	
FREQUENCY RANGE VHF LOW	:	47-68	MHz	75-111
				MHz
VHF HIGH	:	174-230	MHz	111-300
				MHz
UHF	:	470-862	MHz	
VISION/SOUND SEPARATION	:	5.5	MHz	
FREQUENCY VIDEO IF	:	38.9	MHz	
SOUND IF	:	33.4	MHz	
SENSITIVITY VHF LOW	:	47	dBuV	
(AT 30dB S/N) VHF HIGH	:	47	dBuV	
UHF	:	50	dBuV	
SCANNING LINES	:	625	lines	
HORIZONTAL	:	15625	Hz	
VERTICAL	:	50	Hz	
OUTPUT POWER MAXIMUM	:	1800	mW	
10% THD	:	1300	mW	
C R T .	:	20" DIAGONAL, 90 DEGREES DEFLECTION ANGLE		
SPEAKER	:	4 x 23/4" 16 OHM 3W		
ANTENNAL EXTERNAL	:	75	OHM	
POWER CONSUMPTION	:			

VIF ALIGNMENT

A. Preparation Step (See Fig. 1)

- (i) Connect AGC bias voltage to TP105, the DC supply should be turned off this time.
- (ii) Connect 14V B+ bias voltage to D404 (-) and Ground.
- (iii) Connect 14V B+ bias voltage to c917 (+) and Ground.
- (iv) Connect sweep generator to tuner test point and Ground.

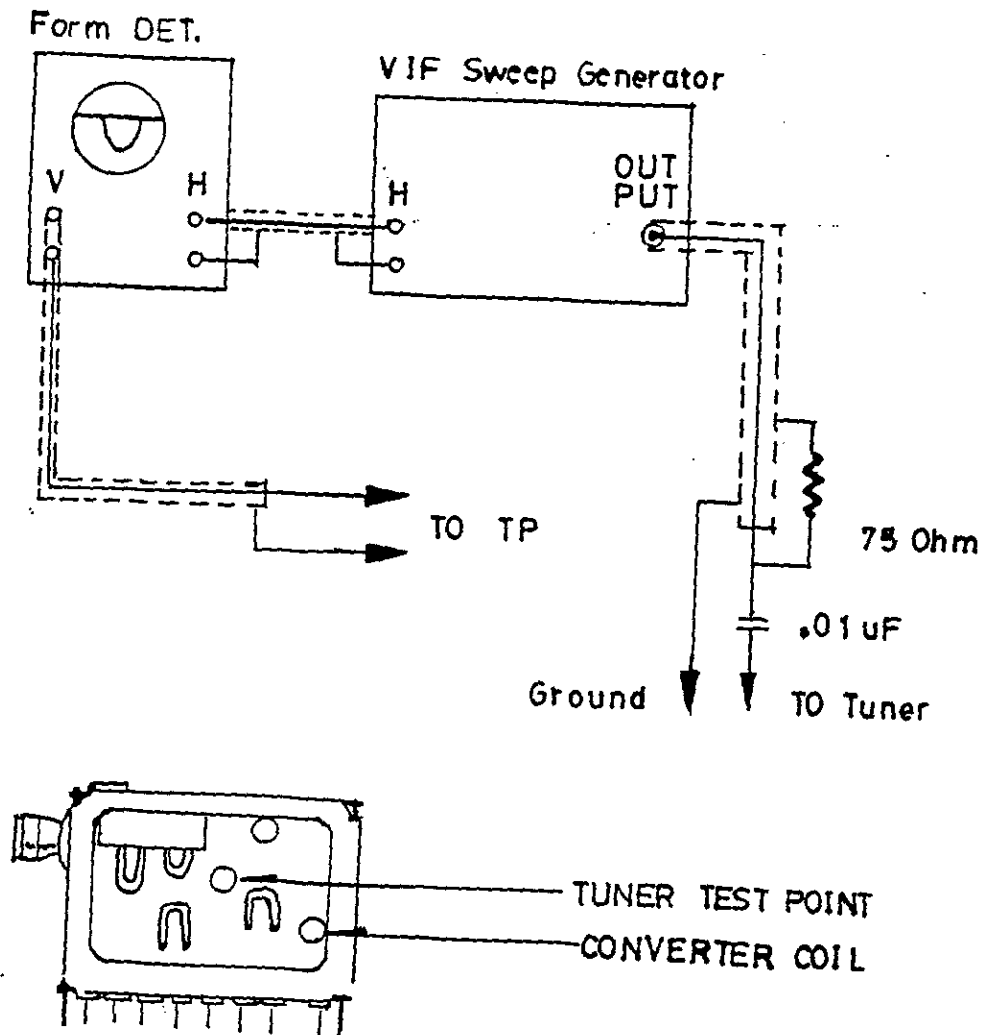


Fig.1

B. Tank Coil Alignment Step (See Fig. 2)

- (i) Calibrate the Division of waveform Detector equal to 1V per div.
- (ii) The output of sweep generator should be -50dB.
- (iii) Connect the waveform detector between TP106 and ground.
- (iv) Connect a 47K Resistor between pin 7 to pin 22 at IC102.
- (v) Connect a 4K7 Resistor between pin 23 to Ground at IC102.
- (vi) Adjust AGC bias until the waveform just saturate.
- (vii) Adjust T101 to obtain the waveform as Fig.2.

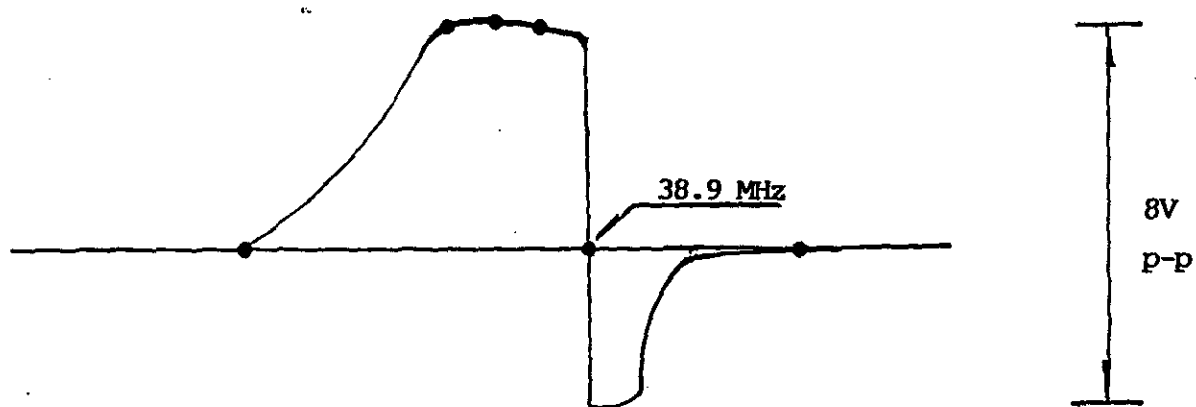
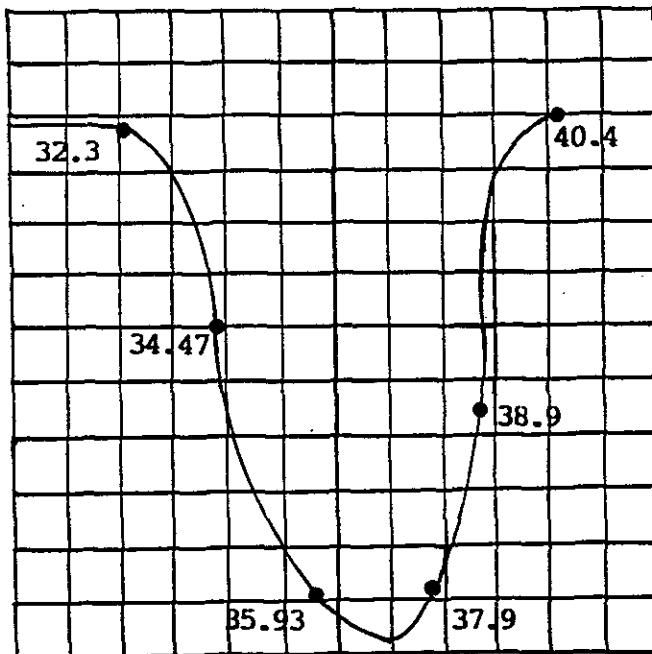


Fig. 2

C. VIF ALIGNMENT

- (i) Connect waveform detector to TP102 and Ground.
- (ii) Connect 100 ohm resistor between TP103 and TP104.
- (iii) Adjust T104 until obtain the maximum waveform amplitude.
(If Provided.)
- (iv) Increase the output level of sweep Generator.
- (v) Turn L106 to

- (vi) Reduce output level of sweep generator to -50dB.
- (vii) Adjust AGC bias to maintain the waveform achieve 1V p-p.
- (viii) Adjust tuner convertor coil to obtain the waveform as Fig.3.



B. SIF Alignment

- (i) Connect a 47K Resistor between pin 7 to pin 22 at IC102.
- (ii) Connect a 4K7 Resistor between pin 23 to Ground at IC102.
- (iii) Connect the sweep generator to TP102.
- (iv) Connect waveform detect to TP101.
- (v) The output of sweep generator should be -40dB.
- (vi) Adjust T102 to obtain the waveform as Fig.4.

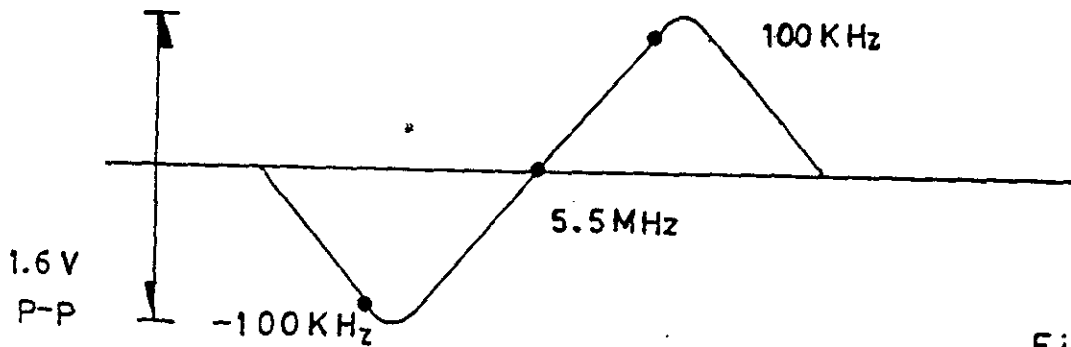


Fig. 4

COLOR SYNC. ADJUSTMENT

- (1) Receive Philips pattern and warm up for five minutes.,
- (2) Connect terminal TP305 and the earth with the short jumper wire.
- (3) Then the color stripes appear on the screen when the adjustment is inconnect. Adjust the color sync (CT301) so that the PHILIPS pattern stands till.

PAL COLOUR ALIGNMENT

- (1) Receive Philips Pattern.
- (2) Connect Oscilloscope to TP304.
- (3) Set color control to maximum position.
- (4) Adjust T301, and VR302 to obtain the waveform as Fig.6.

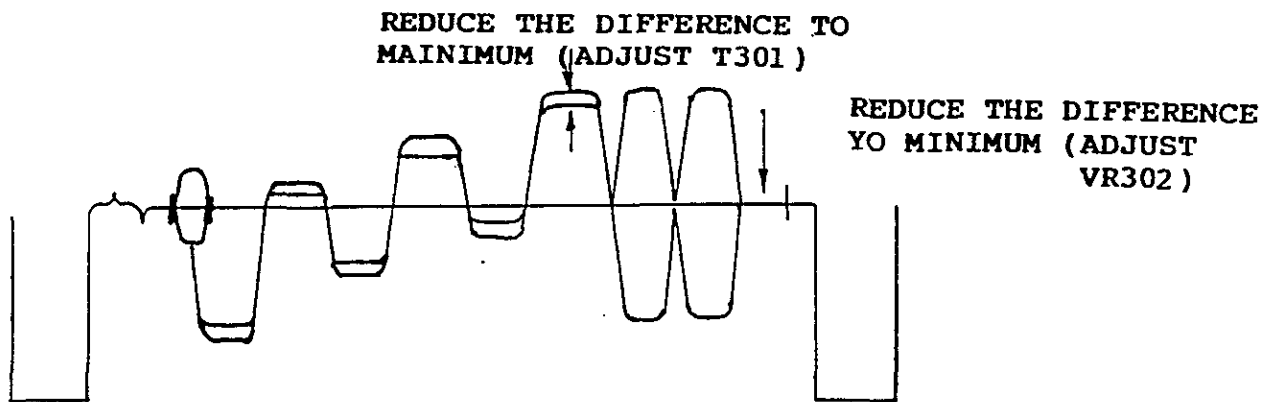


Fig.6

B+ ADJUSTMENT

- 1) Connect a digital volt meter to TPB+ and ground.
- 2) Set Brightness, contrast and colour to minimum.
- 3) Adjust VR901 and obtain a reading of 112v.

HORIZONTAL CIRCUIT ADJUSTMENT

- 1) Receive Monoscope Pattern input signal 80dBuV.
- 2) Connect terminal 25 pin of IC102 and the ground with the Elect.Cap. 10/16
- 3) Adjust VR103 to obtain the picture running at center.
- 4) Adjust VR102 to obtain the picture at center.

VERTICAL CIRCUIT ADJUSTMENT

- 1) Receive the Monoscope Pattern.
- 2) Adjust V-size (VR401) to obtain a normal picture.

WHITE BALANCE ALIGNMENT STEP

(deguss the picture by deguassing coil if necessary)

- 1) Turn the brightness, contrast and picture control to minimum value.
- 2) Turn VR501,502,504 to middle position. Turn VR503,505 to middle position.
- 3) Turn VR301 to middle position.
- 4) Receive a black and white pattern.
- 5) Connect a digital meter between G2 and Ground on CRT Board.
- 6) Adjust screen volume on FBT to obtain a 310V.
- 7) Adjust VR502,503,504,505 to obtain a uniformly white picture (9300°K)

SUB-BRIGHTNESS ALIGNMENT

- 1) Receive a colour bar pattern.
- 2) Turn the brightness, contrast and colour to minimum.
- 3) Adjust VR301 until the brightest bar can just be seen.

FOCUS ALIGNMENT

- 1) Set the brightness and contrast to middle position.
- 2) Receive a monoscope pattern.
- 3) Adjust focus control to obtain sharpest picture.

AGC ALIGNMENT

- 1) Receive CH69 (UHF) and input field strength in 63dB ±3dB input.
- 2) Adjust VR101 to the point where noise is disappeared.

VOLTAGE TABLE FOR IC

SYMBOL PIN NO.	IC601 (V)	IC102 (V)	IC302 (V)	IC304 (V)	IC301 (V)
1	4.1	4.5	3.6	3.1	0.01
2	0.14	2.4	GEN	12	0
3	4.9	2.8	3.6	8.9	0
4	4.9	3.2	3.6	8.7	0
5	4.9	2.5	3.6	8.5	0
6	NC	GEN	3.6	0.9	0
7	4.1	11.4	3.6	0.14	0
8	0.02	3.4	0.01	4.5	0
9	2.9	3.4	0.14	4.4	0
10	0.02	3.3	0.02	4.5	GEN
11	GEN	1.8	3	2.9	2.3
12	4.5	2.1	0.02	3.3	0
13	5	3	3	NC	2.3
14	5	1.4	12	4.2	0
15	5	2.1	0.02	4.2	2.3
16	5	GEN	2.9	2.9	0
17	5	4		2.2	0.01
18	0.1	4.5		0	0
19	5	4.9		3.14	0.01
20	5	7.2		3.2	5
21	GEN	7.2			
22	0	10			
23	0	2.6			
24	0	2.6			
25	0	4.5			
26	0.4	0.8			
27	-0.02	0.9			
28	5	3.1			
29	4.9				
30	0				
31	2.4				
32	2.4				
33	5				
34	NC				
35	4.9				
36	GEN				
37	0.02				
38	GEN				
39	5				
40	5				
41	0.25				
42	5				

NOTE : VOLTAGE ARE TAKEN UNDER TUNED CONDITION WITH

- CONTRAST : Maximum Position
- BRIGHTNESS : Maximum Position
- COLOR : Maximum Position
- SIGNAL INPUT : 80 dBuV
- CHANNEL SETTING : The Last Channel of UHF High
- SIGNAL PATTERN : Colour Bar

VOLTAGE TABLE FOR IC

SYMBOL PIN NO.	IC305 (V)	IC303 (V)	IC901 (V)	IC401 (V)	IC201 (V)
1	7.8	GEN	15.1	1.2	GEN
2	7.8	3.6	GEN	GEN	7.5
3	GEN	5	5	1.3	15.6
4	1.03	5.2		GEN	15.2
5	2.4	GEN		12	1.3
6	8.5	5.2		24.1	6.7
7	12	5.1		NC	2
8	5.9	5.1		6.1	2.9
9	3.4	0.01		23.8	GEN
10	8.2	NC			
11	3	NC			
12	8.03	3.7			
13	2.3	11.4			
14	7.4	5			
15	0.9				
16	NC				

NOTE : VOLTAGE ARE TAKEN UNDER TUNED CONDITION WITH

- CONTRAST : Maximum Position
- BRIGHTNESS : Maximum Position
- COLOR : Maximum Position
- SIGNAL INPUT : 80 dBuV
- CHANNEL SETTING : The Last Channel of UHF High
- SIGNAL PATTERN : Colour Bar

VOLTAGE TABLE FOR IC

SYMBOL PIN NO.	IC701 (V)	IC602 (V)	IC101 (V)	IC103 (V)	IC802 (V)
1	5.8	GEN	9	15.2	NC
2	3	5	4.4	GEN	4.2
3	0	GEN	4.3	12.3	2.2
4	NC	GEN	GEN		2.2
5	NC	2.6	3.7		3.8
6	NC	3.1	9		1.3
7	0	5	6.8		1.2
8	NC	5			3.6
9	0				3.6
10	0				3.7
11	0				0
12	0				0.3
13	0				4.2
14	GEN				GEN
15	0				0.6
16	0				0.5
17	0				0.5
18	0				0.3
19	0				0.5
20	0				GEN
21	2.8				4.2
22	2.8				2.5
23	2.8				0.8
24	NC				0.8
25	2.8				0.8
26	2.8				5.0
27	2.8				5.0
28	3				5.0

NOTE : VOLTAGE ARE TAKEN UNDER TUNED CONDITION WITH

CONTRAST : Maximum Position
 BRIGHTNESS : Maximum Position
 COLOR : Maximum Position
 SIGNAL INPUT : 80 dBuV
 CHANNEL SETTING : The Last Channel of UIIF High
 SIGNAL PATTERN : Colour Bar

VOLTAGE TABLE FOR IC

SYMBOL		IC801	SYMBOL		IC801
PIN NO.		(V)	PIN NO.		(V)
1		5	43		4.2
2		1.8	44		0.8
3		1.9	45		0.8
4		0.03	46		0.8
5		GEN	47		2.5
6		4.9	48		5.0
7		2.2			
8		2.4			
9		2.5			
10		5.0			
11		GEN			
12		2.1			
13		5			
14		GEN			
15		0.42			
16		0.5			
17		0.4			
18		3.8			
19		4.5			
20		0.8			
21		2.5			
22		NC			
23		4.3			
24		4.3			
25		GEN			
26		0.5			
27		0.5			
28		0.5			
29		0.3			
30		0.5			
31		4.2			
32		0.3			
33		0			
34		3.7			
35		3.6			
36		3.6			
37		1.2			
38		1.3			
39		3.8			
40		2.2			
41		2.2			
42		4.2			

NOTE : VOLTAGE ARE TAKEN UNDER TUNED CONDITION WITH

- CONTRAST : Maximum Position
- BRIGHTNESS : Maximum Position
- COLOR : Maximum Position
- SIGNAL INPUT : 80 dBuV
- CHANNEL SETTING : The Last Channel of UHF High
- SIGNAL PATTERN : Colour Bar

VOLTAGE TABLE FOR TRANSISTOR

SYMBOL	B (V)	C (V)	E (V)	SYMBOL	B (V)	C (V)	E (V)
Q101	12.2	0	12.2	Q602	0.7	0.06	0
Q102	11.4	12.1	12.2	Q603	9.2	12.2	8.7
Q103	0.02	12.2	0	Q604	0	0.24	0
Q104	0.65	0.05	0	Q605	0.3	1.1	0
Q105	1.13	8.5	0.4	Q901	9	19.7	8.4
Q106				Q902	7.9	0.07	2.3
Q107	0.02	12.2	0	Q903	+0.07	2	0
Q108	12.2	0	12.2	Q904	-1.69	258	0.6
Q109				Q905	0.6	0.04	0
Q110	4.1	12	3.4	Q906	109.5	110	110.1
Q111	0.01	4.8	0	Q907	110	110.1	109.4
Q112				Q501	3.13	134.2	2.6
Q201	16.3	15.7	15.6	Q502	3.6	128.4	2.6
Q301	0	2.9	0	Q503	3.1	127.4	2.6
Q302	2.13	11.4	1.5	Q701	0	3	0
Q303				Q702	3	-0.8	3
Q304							
Q305	0	1.9	0				
Q401	0.4	56.2	-0.01				
Q402	-0.08	108.9	0				
Q601	0.6	2.01	0				

NOTE : VOLTAGE ARE TAKEN UNDER TUNED CONDITION WITH

- CONTRAST : Maximum Position
- BRIGHTNESS : Maximum Position
- COLOR : Maximum Position
- SIGNAL INPUT : 80 dBuV
- CHANNEL SETTING : The Last Channel of UHF High
- SIGNAL PATTERN : Colour Bar

Print Date : 04/10/94

Page Number : 1

<< B.O.M. PRICE LIST FOR CUSTOMER >> - CURRENCY (USD)

PRODUCT CODE : 892074-700001-AT

DESCRIPTION : GT-8920A/GT-M207 TEAC PAL/BG W/SCART/FASTEXE M.BLK 240V SAA

ASSEMBLY NUMBER	DESCRIPTION
155-000000-04-00	COMMON PART FOR HANDSET ASS'Y
155-000000-04-01	NON-COM PART HANDSET ASS'Y(W/F.TELETEXT)
158-892074-70-A0	COMMON PART FOR CHASSIS ASS'Y (PAL/BG)
158-892074-70-A1	NON-COM PART FOR CHASSIS ASS'Y (PAL/BG)
159-892074-70-A0	COMMON PART FOR CASING ASS'Y (PAL/BG)
159-892074-70-A2	NON-COMMON PART FOR CASING ASS'Y (M.BLK)
160-000300-70-03	NON-COM FASTEXT ASS'Y W/NORMAL(W.EUROPE)
163-892074-70-A2	NON-COM PART FOR PACKING ASS'Y (PAL/BG)

** THIS SPARE LIST IS MADE FOR TECHNICAL / MAINTENANCE REFERENCE ONLY **

** THIS SPARE LIST IS MADE FOR TECHNICAL / MAINTENANCE REFERENCE ONLY **

** THIS SPARE LIST IS MADE FOR TECHNICAL / MAINTENANCE REFERENCE ONLY **

Print Date : 04/10/94 PRODUCT CODE : 892074-700001-AT
 Page Number : 2 DESCRIPTION : GT-8920A/CT-M207 TEAC PAL/BG W/SCART/FASTEXE M.BLK 240V SAA

Component Part	Description / Location	Unit	Subs	Quantity Required	Unit Price	Amount
*** ASSEMBLY : 155-080000-04-00 COMMON PART FOR HANDSET ASS'Y						
107-800455-46	455K HZ RESONATOR CSB455EB MURATA CF701	PC	0	1.00000	.1980	.1980
113-101005-17	CARBON FILM RESISTOR 100 OHM 1/16W +-5% R704,706	PC	0	2.00000	.0044	.0088
113-102005-17	CARBON FILM RESISTOR 1K OHM 1/16W +-5% R705	PC	0	1.00000	.0046	.0046
113-103005-17	CARBON FILM RESISTOR 10K OHM 1/16W +-5% R702	PC	0	1.00000	.0044	.0044
113-109005-17	CARBON FILM RESISTOR 1 OHM 1/16W +-5% R709,710	PC	0	2.00000	.0044	.0088
113-473005-17	CARBON FILM RESISTOR 47K OHM 1/16W +-5% R703	PC	0	1.00000	.0035	.0035
113-682005-17	CARBON FILM RESISTOR 6.8K OHM 1/16W +-5% R701	PC	0	1.00000	.0044	.0044
127-476042-03	ELECT. CAP. 47 MFD 16V +-20% C701	PC	0	1.00000	.0288	.0288
130-600101-00	INFRARED EMITTER EL-1L1 KODENSHI LED701	PC	0	1.00000	.1346	.1346
131-210719-29	TRANSISTOR 29A719R/S MATSUSHITA Q702	PC	0	1.00000	.0632	.0632
131-230945-00	TRANSISTOR 29C945 NEC Q701	PC	0	1.00000	.0417	.0417
133-803010-33	I.C. SAA3010T PHILIPS IC701	PC	0	1.00000	.7500	.7500
172-626006-42	UL 1007 TOP COAT WIRE AWG 26 60MM RED 10 X 10 MM P.C.B. (+) TO BATTERY CONTACT PLATE (+)	PC	0	1.00000	.0021	.0021
172-626008-40	UL 1007 TOP COAT WIRE AWG 26 80MM BLACK 10 X 10 MM P.C.B. (-) TO BATTERY CONTACT PLATE (-)	PC	0	1.00000	.0022	.0022
190-892002-00	REMOTE P.C.B. (200791)	PC	0	1.00000	.3981	.3981
516-260408-10	SELF-TAPPING SCREW 2.6 X 8 P/T(HARDEN) CAB. MTG.	PC	0	2.00000	.0017	.0034
773-036863-00	BATTERY CONTACT PLATE (A) +-VE		0	1.00000	.0363	.0363
773-036864-00	BATTERY CONTACT PLATE +VE		0	1.00000	.0173	.0173
774-036862-00	BATTERY CONTACT SPRING -VE		0	1.00000	.0260	.0260
964-892001-00	SENSOR LENS		0	1.00000	.0404	.0404

ASSB PRICE : 1.7766

** THIS SPARE LIST IS MADE FOR TECHNICAL / MAINTENANCE REFERENCE ONLY **

Print Date : 04/10/94 PRODUCT CODE : 892074-700001-AT
 Page Number : 3 DESCRIPTION : GT-8920A/CT-M207 TEAC PAL/BG W/SCART/FASTEXE M.BLK 240V SAA

Component Part	Description / Location	Unit Subs	Quantity Required	Unit Price	Amount
*** ASSEMBLY : 155-000000-04-01 NON-COM PART HANDSET ASS'Y(W/F.TELETEXT)					
849-892001-00	CONTACT RUBBER KEY PAD (40 KEYS)	0	1.00000	.4614	.4614
892-892001-01	DIAL KEY PLATE-CLEAR W/BLK,WHI,RED,D.GR.SS.ENG STD (40 KEYS)	0	1.00000	.1981	.1981
900-892010-01	HANDSET TOP CABINET - BLACK MOULDED	0	1.00000	.0981	.0981
902-892010-01	HANDSET BOTTOM CABINET - BLACKMOULDED	0	1.00000	.1058	.1058
910-892001-01	BATTERY DOOR	0	1.00000	.0365	.0365
				ASSB PRICE :	.8999

** THIS SPARE LIST IS MADE FOR TECHNICAL / MAINTENANCE REFERENCE ONLY **

Print Date : 04/10/94 PRODUCT CODE : 892074-700001-AT
 Page Number : 4 DESCRIPTION : GT-8920A/CT-M207 TEAC PAL/BG W/SCART/FASTEXE M.BLK 240V SAA

Component Part	Description / Location	Unit	Subs	Quantity Required	Unit Price	Amount
*** ASSEMBLY : 158-892074-70-A0 COMMON PART FOR CHASSIS ASS'Y (PAL/BG)						
001-220027-07	FLYBACK TRANSFORMER FCM20B027 SAMSUNG T402 00122072805	PC	0	1.00000	6.8469	6.8469
012-102340-06	SEMI-FIXED RESISTOR EVND8AA 03B13 1KB VR401,901	PC	0	2.00000	.0538	.1077
012-103340-06	SEMI-FIXED RESISTOR EVND8AA 03B14 10KB VR103	PC	0	1.00000	.0529	.0529
012-104340-06	SEMI-FIXED RESISTOR EVND8AA 03B15 100KB VR101	PC	0	1.00000	.0538	.0538
012-301330-06	SEMI-FIXED RESISTOR EVND2AA 03B32 300B VR503,505	PC	0	2.00000	.0587	.1173
012-501340-06	SEMI-FIXED RESISTOR EVND 8AA 03B52 500B VR302	PC	0	1.00000	.0529	.0529
012-502330-06	SEMI-FIXED RESISTOR EVND2AA 03B53 5KB VR502,504,501	PC	0	3.00000	.0587	.1760
012-503340-06	SEMI-FIXED RESISTOR EVND8AA 03B54 50KB VR102,301	PC	0	2.00000	.0538	.1077
013-100001-02	GLASS DELAY LINE (ADVANCE MOTION/WEI HAW YCS-EN645A11) DLY302	PC	0	1.00000	.9481	.9481
013-200005-00	Y-DELAY LINE YBL50F18X DLY301	PC	0	1.00000	.3880	.3880
101-190710-96	HORIZONTAL DRIVE TRANSFORMER R0710 T401	PC	0	1.00000	.2885	.2885
101-288820-95	LINE FILTER 70MH L901	PC	0	1.00000	.7308	.7308
101-414025-94	SWITCHING POWER TRANSFORMER (HL4025B) T901	PC	0	1.00000	2.0769	2.0769
102-370600-02	TANK COIL / AFC COIL COILS 707851 T101	PC	0	1.00000	.1000	.1000
102-671000-02	SOUND IF 5.5 TO 6.5 MHZ COIL, COILS 708997 T102	PC	0	1.00000	.1000	.1000
102-770200-02	SECAM COLOR PAL DELAY LINE MATCHING COILS 707850 T301	PC	0	1.00000	.0865	.0865
105-100101-02	FIXED INDUCTIVE COIL 10UH +-10% L601	PC	0	1.00000	.0342	.0342
105-100103-02	FIXED INDUCTIVE COIL 10UH +-10% AXIAL TYPE L102	PC	0	1.00000	.0342	.0342
105-150101-02	FIXED INDUCTIVE COIL 15UH 10% L105,104	PC	0	2.00000	.0342	.0684
105-201106-02	CHOKE COIL 200UH 10% CH9012- 201K (ELEC PRODUCT) L903	PC	0	1.00000	.1682	.1682
105-330101-02	FIXED INDUCTIVE COIL 33UH +-10% T305	PC	0	1.00000	.0342	.0342
105-331101-02	FIXED INDUCTIVE COIL 330UH +-10% L501	PC	0	1.00000	.0342	.0342
105-650052-13	LINEARITY COIL 65UH FOR 20" CRT L401	PC	0	1.00000	.3423	.3423
105-689101-02	FIXED INDUCTIVE COIL 6.8UH 10% L103	PC	0	1.00000	.0342	.0342

** THIS SPARE LIST IS MADE FOR TECHNICAL / MAINTENANCE REFERENCE ONLY **

Print Date : 04/10/94 PRODUCT CODE : 892074-700001-AT
 Page Number : 5 DESCRIPTION : GT-8920A/CT-M207 TEAC PAL/BG W/SCART/FASTEXE M.BLK 240V SAA

Component Part	Description / Location	Unit	Subs	Quantity Required	Unit Price	Amount
105-828103-02	FIXED INDUCTIVE COIL 0.82UH 10X AXIAL TYPE L101	PC	0	1.00000	.0342	.0342
105-829101-02	FIXED INDUCTIVE COIL 8.2UH 10X L301,302,303,304	PC	0	4.00000	.0342	.1368
113-100105-17	CARBON FILM RESISTOR 10 OHM 1/4W +-5% R601,119,108,153	PC	0	4.00000	.0028	.0112
113-101105-17	CARBON FILM RESISTOR 100 OHM 1/4W +-5% R624,625,650,643,644,638,112	PC	0	7.00000	.0028	.0195
113-101105-17	CARBON FILM RESISTOR 100 OHM 1/4W +-5% R336,337,338,309,319,322	PC	0	6.00000	.0028	.0167
113-102105-17	CARBON FILM RESISTOR 1K OHM 1/4W +-5% R921,329,352,331,402,613	PC	0	6.00000	.0030	.0179
113-102105-17	CARBON FILM RESISTOR 1K OHM 1/4W +-5% R619,617,607,608,618,620,621,634,637,641,633	PC	0	11.00000	.0030	.0328
113-102105-17	CARBON FILM RESISTOR 1K OHM 1/4W +-5% R636,639,642,109,143,153,160,320,321,302,328	PC	0	11.00000	.0030	.0328
113-102305-75	METAL OXIDE FILM RESISTOR 1K OHM 1W +-5% R414	PC	0	1.00000	.0187	.0187
113-103101-67	METAL FILM RESISTOR 10K OHM 1/4W +-1% R609	PC	0	1.00000	.0100	.0100
113-103105-12	CARBON FILM RESISTOR 10K OHM 1/4W +-5% R908,425	PC	0	2.00000	.0023	.0045
113-103105-17	CARBON FILM RESISTOR 10K OHM 1/4W +-5% R605,612,623,635,649,632,103,110,113,104,165	PC	0	11.00000	.0028	.0307
113-103105-17	CARBON FILM RESISTOR 10K OHM 1/4W +-5% R303,304,315,354,209,407	PC	0	6.00000	.0028	.0167
113-103405-75	METAL OXIDE FILM RESISTOR 10K OHM 2W +-5% R162	PC	0	1.00000	.0240	.0240
113-104105-17	CARBON FILM RESISTOR 100K OHM 1/4W +-5% R161	PC	0	1.00000	.0030	.0030
113-104205-12	CARBON FILM RESISTOR 100K OHM 1/2W +-5% R920	PC	0	1.00000	.0062	.0062
113-104305-75	METAL OXIDE FILM RESISTOR 100KOHM 1W +-5% R925	PC	0	1.00000	.0187	.0187
113-105001-67	METAL FILM RESISTOR 1M OHM 1/16W +-1% R138	PC	0	1.00000	.0190	.0190
113-120305-75	METAL OXIDE FILM RESISTOR 12 OHM 1W +-5% R911	PC	0	1.00000	.0187	.0187
113-120405-75	METAL OXIDE FILM RESISTOR 12 OHM 2W +-5% R924	PC	0	1.00000	.0240	.0240
113-122105-17	CARBON FILM RESISTOR 1.2K OHM 1/4W +-5% R323,602	PC	0	2.00000	.0030	.0060
113-122205-17	CARBON FILM RESISTOR 1.2K OHM 1/2W +-5% R409	PC	0	1.00000	.0000	.0000
113-123105-17	CARBON FILM RESISTOR 12K OHM 1/4W +-5% R132,615,928,933	PC	0	4.00000	.0028	.0112
113-124205-12	CARBON FILM RESISTOR 120K OHM 1/2W +-5% R421	PC	0	1.00000	.0062	.0062
113-152105-17	CARBON FILM RESISTOR 1.5K OHM 1/4W +-5% R150,152	PC	0	2.00000	.0028	.0056

** THIS SPARE LIST IS MADE FOR TECHNICAL / MAINTENANCE REFERENCE ONLY **

Print Date : 04/10/94 PRODUCT CODE : 892074-700001-AT
 Page Number : 6 DESCRIPTION : GT-8920A/CT-M207 TEAC PAL/BG W/SCART/FASTEXE M.BLK 240V SAA

Component Part	Description / Location	Unit	Subs	Quantity Required	Unit Price	Amount
113-153105-17	CARBON FILM RESISTOR 15K OHM 1/4W +-5% R604,610,616,116,401	PC	0	5.00000	.0028	.0139
113-153405-75	METAL OXIDE FILM RESISTOR 15K OHM 2W +-5% R510,511,505	PC	0	3.00000	.0240	.0721
113-154105-17	CARBON FILM RESISTOR 150K OHM 1/4W +-5% R157	PC	0	1.00000	.0028	.0028
113-159305-75	METAL OXIDE FILM RESISTOR 1.5 OHM 1W +-5% R410	PC	0	1.00000	.0187	.0187
113-181105-17	CARBON FILM RESISTOR 180 OHM 1/4W +-5% R305,307,310,313,340	PC	0	5.00000	.0028	.0139
113-182105-17	CARBON FILM RESISTOR 1.8K OHM 1/4W +-5% R907,334,335,628,629,630,631	PC	0	7.00000	.0028	.0195
113-183105-17	CARBON FILM RESISTOR 18K OHM 1/4W +-5% R317,408,339	PC	0	3.00000	.0028	.0084
113-184105-17	CARBON FILM RESISTOR 180K OHM 1/4W +-5% R151,156	PC	0	2.00000	.0028	.0056
113-202605-75	METAL OXIDE FILM RESISTOR 2K OHM 5W +-5% R416	PC	0	1.00000	.1500	.1500
113-220105-17	CARBON FILM RESISTOR 22 OHM 1/4W +-5% R325	PC	0	1.00000	.0030	.0030
113-221105-17	CARBON FILM RESISTOR 220 OHM 1/4W +-5% R106	PC	0	1.00000	.0028	.0028
113-221305-75	METAL OXIDE FILM RESISTOR 220 OHM 1W +-5% R413	PC	0	1.00000	.0187	.0187
113-222101-67	METAL FILM RESISTOR 2.2K OHM 1/4W +-1% R146	PC	0	1.00000	.0100	.0100
113-222105-17	CARBON FILM RESISTOR 2.2K OHM 1/4W +-5% R507,509,513,201,141,652,306,308,311,332	PC	0	10.00000	.0028	.0279
113-223101-67	METAL FILM RESISTOR 22K OHM 1/4W +-1% R606,614	PC	0	2.00000	.0100	.0200
113-223105-17	CARBON FILM RESISTOR 22K OHM 1/4W +-5% R646,129,312,314,417,111	PC	0	6.00000	.0028	.0167
113-224105-17	CARBON FILM RESISTOR 220K OHM 1/4W +-5% R333,207,653	PC	0	3.00000	.0030	.0089
113-229105-17	CARBON FILM RESISTOR 2.2 OHM 1/4W +-5% R125,342,208	PC	0	3.00000	.0028	.0084
113-229205-12	CARBON FILM RESISTOR 2.2 OHM 1/2W +-5% R139,351	PC	0	2.00000	.0062	.0123
113-229305-72	METAL OXIDE FILM RESISTOR 2.2 OHM 1W +-5% R202	PC	0	1.00000	.0192	.0192
113-229405-75	METAL OXIDE FILM RESISTOR 2.2 OHM 2W +-5% R902	PC	0	1.00000	.0240	.0240
113-229605-51	WIRE WOUND CEMENT RESISTOR 2.2 OHM 5W +-5% R901	PC	0	1.00000	.1654	.1654
113-270105-17	CARBON FILM RESISTOR 27 OHM 1/4W +-5% R115	PC	0	1.00000	.0028	.0028
113-270405-75	METAL OXIDE FILM RESISTOR 27 OHM 2W +-5% R912	PC	0	1.00000	.0240	.0240
113-271105-17	CARBON FILM RESISTOR 270 OHM 1/4W +-5% R147	PC	0	1.00000	.0028	.0028

** THIS SPARE LIST IS MADE FOR TECHNICAL / MAINTENANCE REFERENCE ONLY **

Print Date : 04/10/94

PRODUCT CODE : 892074-700001-AT

Page Number : 7

DESCRIPTION : GT-8920A/CT-M207 TEAC PAL/BG W/SCART/FASTEXE M.BLK 240V SAA

Component Part	Description / Location	Unit	Subs	Quantity Required	Unit Price	Amount
113-272105-17	CARBON FILM RESISTOR 2.7K OHM 1/4W +-5% R142,134	PC	0	2.00000	.0028	.0056
113-272205-12	CARBON FILM RESISTOR 2.7K OHM 1/2W +-5% R502,503,504	PC	0	3.00000	.0062	.0185
113-272205-17	CARBON FILM RESISTOR 2.7K OHM 1/2W +-5% R922,415	PC	0	2.00000	.0062	.0123
113-273105-17	CARBON FILM RESISTOR 27K OHM 1/4W +-5% R155,603	PC	0	2.00000	.0028	.0056
113-331105-17	CARBON FILM RESISTOR 330 OHM 1/4W +-5% R905,411,343,344,362	PC	0	5.00000	.0028	.0139
113-332102-17	CARBON FILM RESISTOR 3.3K OHM 1/4W +-2% R904	PC	0	1.00000	.0052	.0052
113-332105-17	CARBON FILM RESISTOR 3.3K OHM 1/4W +-5% R204,611,645,647	PC	0	4.00000	.0028	.0112
113-333105-17	CARBON FILM RESISTOR 33K OHM 1/4W +-5% R118,127,114,117,144,406	PC	0	5.00000	.0028	.0167
113-334105-17	CARBON FILM RESISTOR 330K OHM 1/4W +-5% R159	PC	0	1.00000	.0028	.0028
113-334305-75	METAL OXIDE FILM RESISTOR 330KOHM. 1W +-5% R913	PC	0	1.00000	.0187	.0187
113-335105-17	CARBON FILM RESISTOR 3.3M OHM 1/4W +-5% R365	PC	0	1.00000	.0028	.0028
113-338405-75	METAL OXIDE FILM RESISTOR 0.330HM 2W +-5% R914	PC	0	1.00000	.0240	.0240
113-339405-42	NON-FLAMMABLE FUSE RESISTOR 3.3 OHM 2W +-5% R501	PC	0	1.00000	.0731	.0731
113-390505-75	METAL OXIDE FILM RESISTOR 39 OHM 3W +-5% R926	PC	0	1.00000	.0510	.0510
113-390605-75	METAL OXIDE FILM RESISTOR 39 OHM 5W +-5% R915	PC	0	1.00000	.1154	.1154
113-391105-17	CARBON FILM RESISTOR 390 OHM 1/4W +-5% R506,508,347	PC	0	3.00000	.0028	.0084
113-392105-17	CARBON FILM RESISTOR 3.9K OHM 1/4W +-5% R404	PC	0	1.00000	.0028	.0028
113-393105-17	CARBON FILM RESISTOR 39K OHM 1/4W +-5% R316	PC	0	1.00000	.0028	.0028
113-471105-17	CARBON FILM RESISTOR 470 OHM 1/4W +-5% R140,412	PC	0	2.00000	.0028	.0056
113-472105-17	CARBON FILM RESISTOR 4.7K OHM 1/4W +-5% R910,149,927	PC	0	3.00000	.0028	.0084
113-473105-17	CARBON FILM RESISTOR 47K OHM 1/4W +-5% R622,648,651,301	PC	0	4.00000	.0028	.0112
113-479105-17	CARBON FILM RESISTOR 4.7 OHM 1/4W +-5% R327	PC	0	1.00000	.0028	.0028
113-511105-17	CARBON FILM RESISTOR 510 OHM 1/4W +-5% R512	PC	0	1.00000	.0028	.0028
113-562105-17	CARBON FILM RESISTOR 5.6K OHM 1/4W +-5% R105,318,324,203,206	PC	0	5.00000	.0028	.0139
113-563105-17	CARBON FILM RESISTOR 56K OHM 1/4W +-5% R341	PC	0	1.00000	.0028	.0028

** THIS SPARE LIST IS MADE FOR TECHNICAL / MAINTENANCE REFERENCE ONLY **

Print Date : 04/10/94

PRODUCT CODE : 892074-700001-AT

Page Number : 8

DESCRIPTION : GT-8920A/CT-M207 TEAC PAL/BG W/SCART/FASTEXE M.BLK 240V SAA

Component Part	Description / Location	Unit	Subs	Quantity Required	Unit Price	Amount
113-565205-92	CARBON COMPOSITION RESISTOR 5.6M 1/2W +-5% R916,917	PC	0	2.00000	.0663	.1327
113-629405-75	METAL OXIDE FILM RESISTOR 6.2 OHM 2W +-5% R422	PC	0	1.00000	.0240	.0240
113-681105-17	CARBON FILM RESISTOR 680 OHM 1/4W +-5% R148	PC	0	1.00000	.0028	.0028
113-682102-17	CARBON FILM RESISTOR 6.8K OHM 1/4W +-2% R903	PC	0	1.00000	.0052	.0052
113-682105-17	CARBON FILM RESISTOR 6.8K OHM 1/4W +-5% R909,359,419	PC	0	3.00000	.0028	.0084
113-683105-17	CARBON FILM RESISTOR 68K OHM 1/4W +-5% R405	PC	0	1.00000	.0028	.0028
113-688205-42	FUSING RESISTOR 0.68 OHM 1/2W +-5% R919	PC	0	1.00000	.0462	.0462
113-688305-42	FUSING RESISTOR 0.68 OHM 1W +-5% R918,423,424	PC	0	3.00000	.0587	.1760
113-750105-17	CARBON FILM RESISTOR 75 OHM 1/4W +-5% R929,930,931,932	PC	0	4.00000	.0028	.0112
113-820105-17	CARBON FILM RESISTOR 82 OHM 1/4W +-5% R418,101,326,330	PC	0	4.00000	.0028	.0112
113-821105-17	CARBON FILM RESISTOR 820 OHM 1/4W +-5% R360	PC	0	1.00000	.0028	.0028
113-822105-17	CARBON FILM RESISTOR 8.2K OHM 1/4W +-5% R906,923,420,626	PC	0	4.00000	.0028	.0112
113-823105-17	CARBON FILM RESISTOR 82K OHM 1/4W +-5% R145,363	PC	0	2.00000	.0028	.0056
113-824105-17	CARBON FILM RESISTOR 820K OHM 1/4W +-5% R158	PC	0	1.00000	.0028	.0028
114-210200-01	THERMISTOR (NICHICON ZPB53 BL 200C) TH901	PC	0	1.00000	.4231	.4231
123-100340-60	CERAMIC CAP. 10PF +-5% 50V (SL TYPE) C349	PC	0	1.00000	.0098	.0098
123-101350-60	CERAMIC CAP. 100 PF 50V +-10% (SL TYPE) C612	PC	0	1.00000	.0110	.0110
123-102350-90	CERAMIC CAP. 0.001 MFD 50V +-10% (B TYPE) C138,614,918,920,921	PC	0	5.00000	.0106	.0529
123-102850-10	CERAMIC CAP. 0.001 MFD 2KV +-10% MATSUSHITA C501	PC	0	1.00000	.1385	.1385
123-103370-90	CERAMIC CAP. 0.01 MFD 50V +80 -20% C102,117,110,126,311,333,334	PC	0	7.00000	.0098	.0687
123-104270-90	CERAMIC CAP. 0.1 MFD 25V +80 -20% C623,123,139,306,309,307	PC	0	6.00000	.0283	.1696
123-121350-60	CERAMIC CAP. 120 PF 50V +-10% (SL TYPE) C301,302,303	PC	0	3.00000	.0098	.0294
123-122551-90	CERAMIC CAP. 0.0012 MFD 500V +-10% (B TYPE) MATSUSHITA C415	PC	0	1.00000	.0423	.0423
123-150340-93	CERAMIC CAP. 15 PF 50V +-5% (NPO) CT301	PC	0	1.00000	.0118	.0118
123-151350-60	CERAMIC CAP 150 PF 50V +-10% (SL TYPE) C137	PC	0	1.00000	.0115	.0115

** THIS SPARE LIST IS MADE FOR TECHNICAL / MAINTENANCE REFERENCE ONLY **

Print Date : 04/10/94 PRODUCT CODE : 892074-700001-AT
 Page Number : 9 DESCRIPTION : GT-8920A/CT-M207 TEAC PAL/BG W/SCART/FASTEXE M.BLK 240V SAA

Component Part	Description / Location	Unit	Subs	Quantity Required	Unit Price	Amount
123-180340-60	CERAMIC CAP. 18PF 50V +-5% (SL TYPE) C118,121	PC	0	2.00000	.0098	.0196
123-182850-10	CERAMIC CAP. 0.0018 MFD 2KV +-10% MATSUSHITA C418	PC	0	1.00000	.1385	.1385
123-220340-60	CERAMIC CAP. 22 PF 50V +-5% (SL TYPE) C616,617,618,620	PC	0	4.00000	.0098	.0392
123-221350-60	CERAMIC CAP. 220 PF 50V +-10% (SL TYPE) C347,503,504,502	PC	0	4.00000	.0106	.0423
123-221551-90	CERAMIC CAP. 220 PF 500V +-10% MATSUSHITA C916	PC	0	1.00000	.0481	.0481
123-222850-10	CERAMIC CAP. 0.0022 MFD 2KV +-10% MATSUSHITA C911	PC	0	1.00000	.2385	.2385
123-223370-90	CERAMIC CAP. 0.022 MFD 50V +80-20% C109,131,124,122,127,128,129,135,331,332,343,335	PC	0	12.00000	.0123	.1475
123-223370-90	CERAMIC CAP. 0.022 MFD 50V +80-20% C344	PC	0	1.00000	.0123	.0123
123-270340-93	CERAMIC CAP. 27PF 50V +-5% (NPO) C613,628	PC	0	2.00000	.0123	.0246
123-390340-93	CERAMIC CAP. 39PF 50V +-5% (NPO) C630	PC	0	1.00000	.0121	.0121
123-472551-90	CERAMIC CAP. 0.0047 MFD 500V +-10% (B TYPE) MATSUSHITA C913,413,423	PC	0	3.00000	.1173	.3519
123-472552-90	CERAMIC CAP. 0.0047 MFD 500V +-10% (B TYPE) SMALL SIZE C904,903,907	PC	0	3.00000	.0630	.1890
123-509340-93	CERAMIC CAP. 5 PF 50V +-5% (NPO) C356	PC	0	1.00000	.0123	.0123
123-681350-60	CERAMIC CAP. 680 PF 50V +-10% (SL TYPE) C407	PC	0	1.00000	.0394	.0394
123-821850-10	CERAMIC CAP. 820 PF 2KV +-10% (SL TYPE) MATSUSHITA C914	PC	0	1.00000	.1308	.1308
124-108041-03	TANTALIUM CAP. 10 MFD 16V +-10% C404,427	PC	0	2.00000	.1042	.2084
126-102071-01	MYLAR CAP. 0.001 MFD 50V +-10% C130,402,426	PC	0	3.00000	.0125	.0375
126-103071-01	MYLAR CAP. 0.01 MFD 50V +-10% C204,361	PC	0	2.00000	.0115	.0231
126-104071-01	MYLAR CAP. 0.1 MFD 50V +-10% C908,304,305,308,310,324,325,326,205,133	PC	0	10.00000	.0260	.2596
126-104071-01	MYLAR CAP. 0.1 MFD 50V +-10% C207,409	PC	0	2.00000	.0260	.0519
126-104101-31	POLYPROPYLENE CAP. 0.1 MFD 100V +-10% C425	PC	0	1.00000	.1212	.1212
126-222071-01	MYLAR CAP. 0.0022 MFD 50V +-10% C610,624,203	PC	0	3.00000	.0125	.0375
126-222161-41	METALIZED POLYPROPYLENE CAP. 0.0022 MFD 1600V +-10% C420	PC	0	1.00000	.2442	.2442
126-223071-01	MYLAR CAP. 0.022 MFD 50V +-10% C321,322,323	PC	0	3.00000	.0160	.0479
126-224071-01	MYLAR CAP 0.22 MFD 50V +-10% C140,348,115,603,602	PC	0	5.00000	.0471	.2356

** THIS SPARE LIST IS MADE FOR TECHNICAL / MAINTENANCE REFERENCE ONLY **

Print Date : 04/10/94 PRODUCT CODE : 892074-700001-AT
 Page Number : 10 DESCRIPTION : GT-8920A/CT-M207 TEAC PAL/BG W/SCART/FASTEXE M.BLK 240V SAA

Component Part	Description / Location	Unit	Subs	Quantity Required	Unit Price	Amount
126-272070-31	POLYPROPYLENE CAP. 0.0027 MFD 50V +-5% C141	PC	0	1.00000	.0697	.0697
126-332161-41	METALLIZED POLYPROPYLENE CAP. 0.0033 MFD 1600V +-10% C418	PC	0	1.00000	.2635	.2635
126-333071-01	MYLAR CAP. 0.033 MFD 50V +-10% C906	PC	0	1.00000	.0183	.0183
126-334071-01	MYLAR CAP. 0.33 MFD 50V +-10% C143,145	PC	0	2.00000	.0613	.1227
126-472071-01	MYLAR CAP. 0.0047 MFD 50V +-10% C403,405	PC	0	2.00000	.0125	.0250
126-473071-01	MYLAR CAP. 0.047 MFD 50V +-10% C134,346	PC	0	2.00000	.0212	.0423
126-473211-41	METALLIZED POLYPROPYLENE CAP 0.047 MFD 250V +-10% VDE C902	PC	0	1.00000	.1365	.1365
126-474201-31	POLYPROPYLENE CAP 0.47 MFD 200V +-10% C414	PC	0	1.00000	.2618	.2618
126-474211-41	METALLIZED POLYPROPYLENE CAP 0.47 MFD 250V +-10% VDE C901	PC	0	1.00000	.4058	.4058
127-105072-03	ELECT. CAP. 1 MFD 50V +-20% C107,142,359,314,315,317,353,354,208	PC	0	9.00000	.0240	.2163
127-105132-03	ELECT. CAP. 1 MFD 160V +-20% C416	PC	0	1.00000	.0481	.0481
127-106042-03	ELECT. CAP. 10 MFD 16V +-20% C627,621,601,615,619,626,622	PC	0	7.00000	.0240	.1683
127-106042-03	ELECT. CAP. 10 MFD 16V +-20% C919,312,328,329,327,362,316,318,319	PC	0	9.00000	.0240	.2163
127-106072-03	ELECT. CAP. 10 MFD 50V +-20% C910	PC	0	1.00000	.0180	.0180
127-106252-03	ELECT. CAP. 10 MFD 250V +-20% C424	PC	0	1.00000	.1346	.1346
127-107042-03	ELECT. CAP. 100 MFD 16V +-20% C125,119,313,625	PC	0	4.00000	.0346	.1385
127-107062-03	ELECT. CAP. 100 MFD 35V +-20% C201,408	PC	0	2.00000	.0519	.1038
127-107132-03	ELECT. CAP. 100 MFD 160V +-20% C915	PC	0	1.00000	.3231	.3231
127-107402-03	ELECT. CAP. 100 MFD 400V +-20% C905	PC	0	1.00000	.9904	.9904
127-108052-03	ELECT. CAP. 1000 MFD 25V +-20% C206	PC	0	1.00000	.1442	.1442
127-225042-03	ELECT. CAP. 2.2 MFD 16V +-20% C108,113,116	PC	0	3.00000	.0243	.0729
127-226042-03	ELECT. CAP. 22 MFD 16V +-20% C609,202	PC	0	2.00000	.0240	.0481
127-227042-03	ELECT. CAP. 220 MFD 16V +-20% C320	PC	0	1.00000	.0404	.0404
127-227062-03	ELECT. CAP. 220 MFD 35V +-20% C917,410,411	PC	0	3.00000	.0712	.2135
127-228052-03	ELECT. CAP. 2200 MFD 25V +-20% C406,422	PC	0	2.00000	.3192	.6385

** THIS SPARE LIST IS MADE FOR TECHNICAL / MAINTENANCE REFERENCE ONLY **

Print Date : 04/10/94 PRODUCT CODE : 892074-700001-AT
 Page Number : 11 DESCRIPTION : GT-8920A/CT-M207 TEAC PAL/BG W/SCART/FASTEXE M.BLK 240V SAA

Component Part	Description / Location	Unit	Subs	Quantity Required	Unit Price	Amount
127-336042-03	ELECT. CAP. 33 MFD 16V +-20% C144,923	PC	0	2.00000	.0154	.0308
127-338052-03	ELECT. CAP. 3300 MFD 25V +-20% C421	PC	0	1.00000	.4335	.4335
127-474072-03	ELECT. CAP. 0.47 MFD 50V +-20% C210,211	PC	0	2.00000	.0240	.0481
127-475052-03	ELECT. CAP. 4.7 MFD 25V +-20% C607,608,604,136	PC	0	4.00000	.0240	.0962
127-476042-03	ELECT. CAP. 47 MFD 16V +-20% C401	PC	0	1.00000	.0288	.0288
127-476072-07	ELECT. CAP. 47 MFD 50V +-20% NICHICON C909	PC	0	1.00000	.0404	.0404
127-476132-03	ELECT. CAP. 47 MFD 160V +-20% C417	PC	0	1.00000	.2221	.2221
127-477042-03	ELECT. CAP. 470 MFD 16V +-20% C146,922,363,209,120	PC	0	5.00000	.0712	.3558
130-134148-01	SILICON DIODE IN4148 BODY LENGHT:3.2MM AUTO INSERT D406,304,301,302,303,305,101,102,103	PC	0	9.00000	.0090	.0813
130-134148-01	SILICON DIODE IN4148 BODY LENGHT:3.2MM AUTO INSERT D601,606,607,608,609,610,603	PC	0	7.00000	.0090	.0633
130-310156-00	BRIDGE RECTIFIER RB156 SANKEN BR901	PC	0	1.00000	.4838	.4838
130-311541-60	RECTIFIER DOIDE 1R5JU41 D904	PC	0	1.00000	.1708	.1708
130-311545-60	RECTIFIER DIODE 1R5JH45 D404	PC	0	1.00000	.1850	.1850
130-314406-00	RECTIFIER DIODE ERB44-06 FUJI D905	PC	0	1.00000	.1620	.1620
130-315295-00	RECTIFIER DIODE S5295G TOSHIBA D902,903,901,401,402,403,405	PC	0	7.00000	.0968	.6773
130-410082-01	ZENER DIODE 8.2V ZD901	PC	0	1.00000	.0240	.0240
130-410100-01	ZENER DIODE 10V 1/2W ZD401	PC	0	1.00000	.0246	.0246
130-410574-00	ZENER DIODE UPC 574J NEC OR KA33V SAMSUNG ZD101	PC	0	1.00000	.1404	.1404
130-411091-01	ZENER DIODE 9.1V ZD902	PC	0	1.00000	.0240	.0240
130-422120-00	ZENER DIODE 1W 12V ZD402	PC	0	1.00000	.0596	.0596
130-512044-00	LED 3MM RED 204HDC LED601	PC	0	1.00000	.0298	.0298
131-211013-18	TRANSISTOR 2SA1013 (R) TOSHIBA Q906	PC	0	1.00000	.1189	.1189
131-211015-00	TRANSISTOR 2SA1015 TOSHIBA Q101,102,108,109	PC	0	4.00000	.0290	.1160
131-220774-20	TRANSISTOR 2SB774 MATSUSHITA Q902	PC	0	1.00000	.1404	.1404
131-230388-00	TRANSISTOR 2SC388A TOSHIBA Q105	PC	0	1.00000	.1340	.1340

** THIS SPARE LIST IS MADE FOR TECHNICAL / MAINTENANCE REFERENCE ONLY **

Print Date : 04/10/94 PRODUCT CODE : 892074-700001-AT
 Page Number : 12 DESCRIPTION : GT-8920A/CT-M207 TEAC PAL/BG W/SCART/FASTEXE M.BLK 240V SAA

Component Part	Description / Location	Unit	Subs	Quantity Required	Unit Price	Amount
131-231815-25	TRANSISTOR 2SC1815 TOSHIBA Q103,107,111,110,901,903,301,602,305,302	PC	0	10.00000	.0268	.2679
131-231815-25	TRANSISTOR 2SC1815 TOSHIBA Q603,604,605	PC	0	3.00000	.0268	.0804
131-232230-00	TRANSISTOR 2SC2230A-Y TOSHIBA Q905	PC	0	1.00000	.0892	.0892
131-232335-30	TRANSISTOR 2SC2335 L/K NEC Q907	PC	0	1.00000	.7740	.7740
131-232482-00	TRANSISTOR 2SC2482 TOSHIBA Q401,501,502,503	PC	0	4.00000	.0968	.3870
131-240400-00	TRANSISTOR 2SD400E/F SANYO Q201	PC	0	1.00000	.0923	.0923
131-241431-00	TRANSISTOR 2SD1431 TOSHIBA WITH MICA SHEET (24MM X 33MM) Q904	PC	0	1.00000	1.1015	1.1015
131-241555-00	TRANSISTOR 2SD1555 TOSHIBA Q402	PC	0	1.00000	.8931	.8931
131-462369-00	TRANSISTOR PH2369 PHILIPS Q601	PC	0	1.00000	.0635	.0635
133-100322-33	PHILIPS IC PCA CTV322S IC601	PC	0	1.00000	5.6538	5.6538
133-103504-33	I.C. TDA3504 PHILIPS IC304	PC	0	1.00000	1.7862	1.7862
133-104505-33	I.C. TDA4505E PHILIPS IC102	PC	0	1.00000	2.9173	2.9173
133-104510-33	PHILIPS IC TDA4510 IC305	PC	0	1.00000	1.6154	1.6154
133-201013-33	I.C. TDA1013B PHILIPS IC201	PC	0	1.00000	.6731	.6731
133-203653-33	I.C. TDA3653B PHILIPS IC401	PC	0	1.00000	.6288	.6288
133-207805-31	I.C. L7805CV SGS IC901	PC	0	1.00000	.2977	.2977
133-207812-31	IC L7812CV SGS-THOMSON IC103	PC	0	1.00000	.3077	.3077
133-301014-31	I.C. TEA1014 SGS IC303	PC	0	1.00000	.7433	.7433
133-304241-33	I.C. PC74HCT241P PHILIPS IC301	PC	0	1.00000	.3077	.3077
133-305114-31	I.C. TEA5114A SGS IC302	PC	0	1.00000	.9675	.9675
136-500001-00	REMOTE RECEIVER (KODENSHI HC-3Z01) OPT601	PC	0	1.00000	.9615	.9615
137-100000-31	CRYSTAL 10 MHZ HOORAY X601	PC	0	1.00000	.3462	.3462
137-886723-20	CRYSTAL 8.86 MHZ KDS X301	PC	0	1.00000	.4423	.4423
146-100001-14	POWER SWITCH (ESB-99957S COST COST REDUCTION) S612	PC	0	1.00000	1.4250	1.4250
146-104614-13	TACT SWITCH HOKURIKU S602,603,604,605,601,606,608,609,610,613,611,614	PC	0	12.00000	.0712	.8538

** THIS SPARE LIST IS MADE FOR TECHNICAL / MAINTENANCE REFERENCE ONLY **

Print Date : 04/10/94 PRODUCT CODE : 892074-700001-AT
 Page Number : 13 DESCRIPTION : GT-8920A/CT-M207 TEAC PAL/BG W/SCART/FASTEXE M.BLK 240V SAA

Component Part	Description / Location	Unit	Subs	Quantity Required	Unit Price	Amount
160-101001-08	PIN CONNECTOR 1 PIN PLUG STRAIGHT CN501,901,902	PC	0	3.00000	.0203	.0608
160-102255-27	PIN CONNECTOR 2 PINS PLUG STRAIGHT (UL) CN601,201	PC	0	2.00000	.0180	.0360
160-102805-08	PIN CONNECTOR 2 PIN PLUG STRAIGHT CN903	PC	0	1.00000	.0518	.0518
160-103255-27	PIN CONNECTOR 3 PINS PLUG CN604	PC	0	1.00000	.0231	.0231
160-103805-08	PIN CONNECTOR 3 PIN PLUG STRAIGHT CN402	PC	0	1.00000	.0688	.0688
160-104805-08	PIN CONNECTOR 4 PIN PLUG STRAIGHT CN401	PC	0	1.00000	.0743	.0743
160-105255-27	PIN CONNECTOR 5 PINS WAFER 2.5 PITCH CN203	PC	0	1.00000	.0385	.0385
160-108255-27	PIN CONNECTOR 8 PINS PLUG CN605	PC	0	1.00000	.0721	.0721
161-540003-01	CRT SOCKET ISM-03 (IN CHANG)	PC	0	1.00000	.5385	.5385
161-683702-22	21 PIN SOCKET J901	PC	0	1.00000	.4038	.4038
172-620007-40	UL 1007 TOP COAT WIRE #20 70MMBLACK 5 X 5 MM FOR C134 GND TO C140 GND	PC	0	1.00000	.0062	.0062
172-620010-40	UL 1007 TOP COAT WIRE AWG 20 100MM BLACK 10 X 10 MM MAIN P.C.B. 'C' TO 'C'	PC	0	1.00000	.0074	.0074
172-620014-40	UL 1007 TOP COAT WIRE AWG 20 140MM BLACK 10 X 10 MM MAIN P.C.B. 'E' TO 'E'	PC	0	1.00000	.0106	.0106
172-626008-40	UL 1007 TOP COAT WIRE AWG 26 80MM BLACK 10 X 10 MM G904 LUG TO MAIN PCB 'L', IC401 LUG TO MAIN PCB 'M'	PC	0	3.00000	.0022	.0065
172-626008-40	UL 1007 TOP COAT WIRE AWG 26 80MM BLACK 10 X 10 MM Q402 LUG TO MAIN P.C.B. 'K'	PC	0	.00000	.0022	.0000
172-626012-44	UL 1007 TOP COAT WIRE AWG 26 120MM YELLOW 10 X 10 MM MAIN P.C.B. 'F' TO 'F', 'G' TO 'G', 'D' TO 'D'	PC	0	3.00000	.0031	.0093
172-626014-42	UL 1007 TOP COAT WIRE AWG 26 140MM RED 10 X 10 MM MAIN P.C.B. 'A' TO 'A', '2' TO '2'	PC	0	2.00000	.0043	.0085
172-626020-42	UL 1007 TOP COAT WIRE AWG 26 200MM RED 10 X 10 MM MAIN P.C.B. 'B' TO 'B'	PC	0	1.00000	.0058	.0058
172-726000-99	BARE WIRE 54MM W001-012,014-049,051-062,064-069,071-075,079	M	0	4.30000	.0092	.0397
172-726000-99	BARE WIRE 54MM W081-083,086-087,601-602	M	0	.00000	.0092	.0000
172-830120-99	FLAT BRIDED WIRE CRT GROUND	PC	0	1.20000	.1365	.1638
173-622014-30	SINGLE SHIELD WIRE AWG 26 140MM BLACK 'H' TO 'H'	PC	0	1.00000	.0500	.0500
179-001010-00	OIL SLEEVING 1 MM DIA. L=40MM,20MM FOR D904,20MM FOR BR901	M	0	.04000	.0001	.0000
179-105000-00	UL PVC TUBE 5MM DIA L=60MM FOR AC LINE CORD	M	0	.06000	.1865	.0112
179-403030-00	3MM DIA. SHRINKABLE TUBE FOR 130MM SOLDERING LUG	PC	0	.13000	.2750	.0357

** THIS SPARE LIST IS MADE FOR TECHNICAL / MAINTENANCE REFERENCE ONLY **

Print Date : 04/10/94 PRODUCT CODE : 892074-700001-AT
 Page Number : 14 DESCRIPTION : GT-8920A/CT-M207 TEAC PAL/BG W/SCART/FASTEXE M.BLK 240V SAA

Component Part	Description / Location	Unit	Subs	Quantity Required	Unit Price	Amount
179-403080-00	SHRINKABLE TUBE 180MM FOR 4-DEGAUSSING COIL LUG(P/N:750-892002-00)	PC	0	.18000	.3000	.0540
182-233150-03	FUSE T3.15A 250V F901	PC	0	1.00000	.1000	.1000
190-881300-10	P.C.BOARD (CRT) (191091)	PC	0	1.00000	.3309	.3309
190-892000-04	POWER SWITCH P.C.B. (160791) FOR S901	PC	0	1.00000	.0596	.0596
190-892001-06	CHANNEL P.C. BOARD (251091)	PC	0	1.00000	.2538	.2538
190-892001-07	SENSOR P.C.B. (060891)	PC	0	1.00000	.0865	.0865
190-892009-01	MAIN P.C. BOARD (161293)	PC	0	1.00000	2.4577	2.4577
191-100034-09	1 PIN SOCKET ASSM'Y L=220MM CRT GND TO CN501	PC	0	1.00000	.0429	.0429
191-100035-09	1 PIN SOCKET ASSM'Y FROM POWER SWITCH PCB 'A' TO CN901	PC	0	1.00000	.0915	.0915
191-100036-09	1 PIN SOCKET ASSM'Y FROM POWER SWITCH PCB 'B' TO CN902	PC	0	1.00000	.0915	.0915
191-201001-07	2 PINS SOCKET ASS'Y L=160MM FOR CN601 TO POWER SWITCH P.C.B.	PC	0	1.00000	.0342	.0342
191-300040-09	3 PIN SOCKET ASSM'Y CN402 '1' TO CRT PCB 'J'	PC	0	1.00000	.1275	.1275
191-300040-09	3 PIN SOCKET ASSM'Y CN402 '2' TO CRT PCB 'I'	PC	0	.00000	.1275	.0000
191-300040-09	3 PIN SOCKET ASSM'Y CN402 '3' TO CRT PCB 'H'	PC	0	.00000	.1275	.0000
191-301000-07	3 PIN SOCKET ASSM'Y L=120MM CN604 '1' TO SENSOR PCB 'A', '2' TO 'B', '3' TO 'C'	PC	0	1.00000	.0490	.0490
191-500048-09	5 PIN SOCKET ASSM'Y CN203 '1' TO CRT PCB 'A'	PC	0	1.00000	.1135	.1135
191-500048-09	5 PIN SOCKET ASSM'Y CN203 '2' TO CRT PCB 'B'	PC	0	.00000	.1135	.0000
191-500048-09	5 PIN SOCKET ASSM'Y CN203 '3' TO CRT PCB 'C'	PC	0	.00000	.1135	.0000
191-500048-09	5 PIN SOCKET ASSM'Y CN203 '4' TO CRT PCB 'D'	PC	0	.00000	.1135	.0000
191-500048-09	5 PIN SOCKET ASSM'Y CN203 '5' TO CRT PCB 'E'	PC	0	.00000	.1135	.0000
191-801003-07	8 PIN SOCKET ASSM'Y L=120MM CN605 '1' TO CH.PCB '1', '2' TO '2', '3' TO '3'	PC	0	1.00000	.1325	.1325
191-801003-07	8 PIN SOCKET ASSM'Y L=120MM '4' TO '4', '5' TO '5', '6' TO '6', '7' TO '7', '8' TO '8'	PC	0	.00000	.1325	.0000
504-305006-10	MACHINE SCREW 3 X 6 B/M 2 FOR POWER SWITCH MTG ,1 FOR IC901	PC	0	3.00000	.0012	.0037
540-020040-01	BRASS EYELET 2X4MM FOR POWER SWITCH PCB	PC	0	4.00000	.0010	.0041
580-101261-01	CABLE TIE L=100MM FOR CRT BOARD , CONNECTOR	PC	0	7.00000	.0037	.0256
746-063101-00	TEST PIN:TOTAL LENGTH 18.6MM THK:0.8MM TP104,103	PC	0	2.00000	.0052	.0104
750-063101-00	SOLDERING LUG LEG:8X4MM FOR IC401,Q402,Q904	PC	0	3.00000	.0023	.0069

** THIS SPARE LIST IS MADE FOR TECHNICAL / MAINTENANCE REFERENCE ONLY **

Print Date : 04/10/94

PRODUCT CODE : 892074-700001-AT

Page Number : 15

DESCRIPTION : GT-8920A/CT-M207 TEAC PAL/BG W/SCART/FASTEXE M.BLK 240V SAA

Component Part	Description / Location	Unit Subs	Quantity Required	Unit Price	Amount
750-063102-01	35MM SOLDERING LUG FOR AC LINE CORD, SPK. CONNECTOR	0	4.00000	.0087	.0346
	OD:7 ID:3.2 LEG:4X35MM				
750-892002-00	DEGAUSSING COIL LUG FOR DEGAUSSING COIL	0	4.00000	.0139	.0554
766-686801-00	FUSE HOLDER	0	2.00000	.0135	.0269
779-882001-01	IRON HEAT SINK (D) FOR IC901	0	1.00000	.0404	.0404
781-882001-02	ALUMINIUM HEAT SINK (B) FOR Q402	0	1.00000	.2928	.2928
781-882101-01	ALUMINIUM HEAT SINK (A) FOR Q904	0	1.00000	.1712	.1712
781-892001-00	ALUMINIUM HEAT SINK (C) FOR IC401	0	1.00000	.3309	.3309
783-881306-01	SHIELD CAN COVER	0	1.00000	.1074	.1074
783-881313-00	SHIELD CAN	0	1.00000	.1784	.1784
929-892001-00	LED HOLDER BKT FOR CIRCLE LED FOR LED601	0	1.00000	.0217	.0217

ASSB PRICE : 58.2290

** THIS SPARE LIST IS MADE FOR TECHNICAL / MAINTENANCE REFERENCE ONLY **

Print Date : 04/10/94

PRODUCT CODE : 892074-700001-AT

Page Number : 16

DESCRIPTION : GT-8920A/GT-M207 TEAC PAL/BG W/SCART/FASTEXE M.BLK 240V SAA

Component Part	Description / Location	Unit	Subs	Quantity Required	Unit Price	Amount
*** ASSEMBLY : 158-892074-70-A1 NON-COM PART FOR CHASSIS ASS'Y (PAL/BG)						
003-131424-02	TUNER OSCAR UVE33-W24/R16-3649MITSUMI TUNER	PC	0	1.00000	9.9727	9.9727
107-105500-66	SOUND TRAP CERAMIC FILTER 5.5MHZ TPS-5.5MB MURATA CF105	PC	0	1.00000	.1465	.1465
107-305500-16	SOUND BYPASS CERAMIC FILTER 5.5MHZ SFE-5.5MB MURATA CF103	PC	0	1.00000	.1465	.1465
107-738916-00	SAW FILTER TSF-5316 SANYO SA101	PC	0	1.00000	1.2487	1.2487
123-102350-90	CERAMIC CAP. 0.001 MFD 50V +-10% (B TYPE) C103	PC	0	1.00000	.0106	.0106
123-222466-41	CERAMIC CAP. 0.0022 MFD 400V +-20% ECK-DNS222MEX MATSUSHITA C912	PC	0	1.00000	.2058	.2058
171-550084-02	84" AC LINE CORD (END-CUT)SAA APPW/7.5A PLUG.	PC	0	1.00000	.6154	.6154
172-726000-99	BARE WIRE 54MM W094	M	0	.05400	.0092	.0005
517-303312-10	SELF-TAPPING SCREW 3 X 12 W/A W/H=7MM (HARDEN) FOR HEAT SINK (A) , (B) & (C)	PC	0	3.00000	.0032	.0097

ASSB PRICE : 12.3564

** THIS SPARE LIST IS MADE FOR TECHNICAL / MAINTENANCE REFERENCE ONLY **

Print Date : 04/10/94 PRODUCT CODE : 892074-700001-AT
 Page Number : 17 DESCRIPTION : GT-8920A/CT-M207 TEAC PAL/BG W/SCART/FASTEXE M.BLK 240V SAA

Component Part	Description / Location	Unit	Subs	Quantity Required	Unit Price	Amount
*** ASSEMBLY : 159-892074-70-A0 COMMON PART FOR CASING ASS'Y (PAL/BG)						
008-550201-05	DEGAUSSING COIL 60T 44MM X 34 MM (W/FIVE LAYERS OF TAPE) L902	PC	0	1.00000	1.5769	1.5769
166-463023-48	SPEAKER 2" X 3-1/2" 16 OHM 3W	PC	0	1.00000	.7308	.7308
179-105000-00	UL PVC TUBE 5MM DIA L=200MM FOR SPK.	M	0	.20000	.1865	.0373
191-201003-07	2 PIN SOCKET ASS'Y L=240MM CN201 '2' TO SPK '-', '1' TO SPK '+'	PC	0	1.00000	.0373	.0373
509-305010-00	MACHINE SCREW 3 X 10 KM BLACK JACK PLATE MTG	PC	0	2.00000	.0021	.0042
514-400412-10	SELF-TAPPING SCREW 4 X 12 B/T (HARDEN) FOR STAND MTG.	PC	0	4.00000	.0040	.0162
514-400425-10	SELF-TAPPING SCREW 4 X 25 B/T (HARDEN) 12 FOR CRT MTG., 3 FOR CAB. MTG.	PC	0	15.00000	.0094	.1413
514-400435-10	SELF-TAPPING SCREW 4 X 35 B/T (HARDEN) FOR CAB. MTG	PC	0	2.00000	.0100	.0200
515-303408-10	SELF-TAPPING SCREW 3 X 8 W/B/T (HARDEN) 4 FOR SPEAKER MTG., 3 FOR CHANNEL BOARD	PC	0	7.00000	.0033	.0229
515-303410-10	SELF-TAPPING SCREW 3 X 10 W/B/T (HARDEN) 12 FOR MAIN PCB, 4 FOR REMOTE BOARD, 2 FOR POWER SW.	PC	0	18.00000	.0035	.0623
622-881302-00	FELT ONE SIDE W/TAPE	0		5.00000	.0250	.1250
723-882101-00	MTG BRACKET FOR POWER SW. MTG.	0		1.00000	.0442	.0442
728-882001-00	CRT MTG. BRACKET W/NUT CRT MTG.	0		4.00000	.1731	.6923
744-881301-00	SPRING FOR C.R.T. MOUNTING 5.2 X 42 X 0.6MM	0		1.00000	.0481	.0481
777-892001-00	SPRING IN ø7.0 X L22 FOR POWER KNOB	0		1.00000	.0058	.0058
834-230801-00	RUBBER WASHER OD=23 , ID=8 , T=1.0 FOR CRT MTG	0		4.00000	.0192	.0769
834-230805-00	RUBBER WASHER OD=23 ID=8 T=0.5 CRT MTG (LOWER)	0		2.00000	.0115	.0231
902-892002-02	BACK CABINET - MATT BLACK SPRAY	0		1.00000	.0000	.0000
920-892001-01	MTG. BRACKET	0		1.00000	.5596	.5596
948-882001-01	DEGAUSSING COIL MTG. CLIP	0		4.00000	.0173	.0692
948-882003-00	DOOR LOCKER FRONT CAB.	0		1.00000	.1923	.1923
954-882100-00	AC LINE CORD CLIP FRONT CAB.	0		1.00000	.0192	.0192
954-892001-00	HIGH VOLTAGE SPACER FOR CRT	0		1.00000	.0519	.0519
980-882014-01	JACK PLATE W/SCART/BRASS INSERT (521-882001-00 2 PCS./SET)	0		1.00000	.1423	.1423
ASSB PRICE :						4.6992

** THIS SPARE LIST IS MADE FOR TECHNICAL / MAINTENANCE REFERENCE ONLY **

Print Date : 04/10/94 PRODUCT CODE : 892074-700001-AT
 Page Number : 18 DESCRIPTION : GT-8920A/CT-M207 TEAC PAL/BG W/SCART/FASTEXE M.BLK 240V SAA

Component Part	Description / Location	Unit	Subs	Quantity Required	Unit Price	Amount
*** ASSEMBLY : 159-892074-70-A2 NON-COMMON PART FOR CASING ASS'Y (M.BLK)						
002-120027-42	20" CRT (S/H) DY # ODY-M2038 (ORION) "A48JLL92X27"	PC	0	1.00000	101.2154	101.2154
186-227503-14	BATTERY 3A	PC	0	1.00000	.0635	.0635
669-892001-03	RATING LABEL - TEAC DESIGN {MDL NO.CT-M207}		0	1.00000	.0481	.0481
703-892001-00	SPEAKER GRILLE (LEFT) - BLACK DOUBLE SIDE W/SPRAY {NEW}		0	1.00000	.4288	.4288
884-882020-02	JACK COVER-TEAC DESIGN WHI SS.W/21 PIN SOCKET HOLE		0	1.00000	.1577	.1577
884-892002-01	PRESET PLATE (A)-BLK. W/L.GREYSS.ENG STD(12 HOLES)W/O V.HOLD		0	1.00000	.1692	.1692
889-892001-00	V.HOLD COVER PLATE FRONT CAB.		0	1.00000	.0096	.0096
900-892005-01	FRONT CABINET (A) - MATT BLACK SPRAY		0	1.00000	3.9769	3.9769
917-892001-01	REMOTE LENS (A) - MOULDED T.RED W/GOLD S.S. & ENG STD		0	1.00000	.0865	.0865
919-892001-17	PRESET DOOR (A) - TEAC DESIGN {MDL NO:CT-M207}		0	1.00000	.2827	.2827
959-998802-01	STAND BLACK MOULDED W/GOLD HOT-STAMP		0	2.00000	.0981	.1962
991-892001-01	POWER KNOB (A) - BLACK MOULDED		0	1.00000	.0173	.0173

ASSB PRICE : 106.6519

** THIS SPARE LIST IS MADE FOR TECHNICAL / MAINTENANCE REFERENCE ONLY **

Print Date : 04/10/94 PRODUCT CODE : 892074-700001-AT
 Page Number : 19 DESCRIPTION : GT-8920A/CT-M207 TEAC PAL/BG W/SCART/FASTEXE M.BLK 240V SAA

Component Part	Description / Location	Unit	Subs	Quantity Required	Unit Price	Amount
*** ASSEMBLY : 160-000300-70-03 NON-COM FASTEXT ASS'Y W/NORMAL(W.EUROPE)						
105-399101-02	FIXED INDUCTIVE COIL 3.9 UH L801	PC	0	1.00000	.0288	.0288
113-100105-17	CARBON FILM RESISTOR 10 OHM R803	PC	0	1.00000	.0028	.0028
113-101105-17	CARBON FILM RESISTOR 100 OHM R804,805,806,808,801,802	PC	0	6.00000	.0028	.0167
113-102105-17	CARBON FILM RESISTOR 1K OHM R807,821,851	PC	0	3.00000	.0030	.0089
113-103105-17	CARBON FILM RESISTOR 10K OHM R852	PC	0	1.00000	.0028	.0028
113-105001-67	METAL FILM RESISTOR 1M OHM R812	PC	0	1.00000	.0190	.0190
113-152105-17	CARBON FILM RESISTOR 1.5K OHM R850	PC	0	1.00000	.0028	.0028
113-182105-17	CARBON FILM RESISTOR 1.8K OHM R816,817,814,815	PC	0	4.00000	.0028	.0112
113-271105-17	CARBON FILM RESISTOR 270 OHM R820	PC	0	1.00000	.0028	.0028
113-273105-17	CARBON FILM RESISTOR 27K OHM R810	PC	0	1.00000	.0028	.0028
113-332105-17	CARBON FILM RESISTOR 3.3K OHM R822,809	PC	0	2.00000	.0028	.0056
113-391105-17	CARBON FILM RESISTOR 390 OHM R854	PC	0	1.00000	.0028	.0028
113-472105-17	CARBON FILM RESISTOR 4.7K OHM R855	PC	0	1.00000	.0028	.0028
113-681105-17	CARBON FILM RESISTOR 680 OHM R853	PC	0	1.00000	.0028	.0028
123-100340-60	CERAMIC CAP. 10PF +-5% 50V C802	PC	0	1.00000	.0098	.0098
123-102350-90	CERAMIC CAP. 0.001 MFD 50V C801	PC	0	1.00000	.0106	.0106
123-104270-90	CERAMIC CAP. 0.1 MFD 25V +80 C803,807,810,814,851	PC	0	5.00000	.0283	.1413
123-150340-93	CERAMIC CAP. 15 PF 50V +-5% C808	PC	0	1.00000	.0118	.0118
123-220340-93	CERAMIC CAP. 22 PF 50V +-5% C812,815	PC	0	2.00000	.0118	.0237
126-104071-01	MYLAR CAP. 0.1 MFD 50V +-10% C804,809,850	PC	0	3.00000	.0260	.0779
126-223071-01	MYLAR CAP. 0.022 MFD 50V +-10% C806	PC	0	1.00000	.0160	.0160
127-105072-03	ELECT. CAP. 1 MFD 50V +-20% C816	PC	0	1.00000	.0240	.0240
127-107042-03	ELECT. CAP. 100 MFD 16V +-20% C805,813	PC	0	2.00000	.0346	.0692
127-477042-03	ELECT. CAP. 470 MFD 16V +-20% C818	PC	0	1.00000	.0712	.0712

** THIS SPARE LIST IS MADE FOR TECHNICAL / MAINTENANCE REFERENCE ONLY **

Print Date : 04/10/94 PRODUCT CODE : 892074-700001-AT
 Page Number : 20 DESCRIPTION : GT-8920A/CT-M207 TEAC PAL/BG W/SCART/FASTEXE M.BLK 240V SAA

Component Part	Description / Location	Unit	Subs	Quantity Required	Unit Price	Amount
130-134148-01	SILICON DIODE IN4148 D801,805	PC	0	2.00000	.0090	.0181
131-211015-00	TRANSISTOR 29A1015 TOSHIBA Q802	PC	0	1.00000	.0290	.0290
131-231815-25	TRANSISTOR 28C1815 TOSHIBA Q801	PC	0	1.00000	.0268	.0268
133-102421-31	I.C. 5T24C02A81 SGS IC602	PC	0	1.00000	.8187	.8187
133-108461-33	PHILIPS IC MA88461 IC804	PC	0	1.00000	4.3154	4.3154
133-135246-33	I.C. SAA5246AP/E PHILIPS (M6) IC801	PC	0	1.00000	10.3846	10.3846
133-306264-00	I.C. HY6264LP-10 HYUNDAI IC802	PC	0	1.00000	1.9350	1.9350
137-270000-30	CRYSTAL 27 MHZ NDK X801	PC	0	1.00000	.3462	.3462
137-600000-20	CRYSTAL 6.0 MHZ X802	PC	0	1.00000	.4500	.4500
160-103255-27	PIN CONNECTOR 3 PINS PLUG CN802,803,602,302	PC	0	4.00000	.0231	.0923
160-106255-27	PIN CONNECTOR 6 PINS WAFER (SHS) S11-W CN801,301	PC	0	2.00000	.0462	.0923
172-726000-99	BARE WIRE 54MM W808-809,812-813,815-816,818-820	M	0	.27500	.0092	.0025
190-882004-05	TELETEXT P.C.B. (110393)	PC	0	1.00000	.3288	.3288
191-301202-07	3 PIN SOCKET ASSM'Y CN602 TO CN803	PC	0	1.00000	.0887	.0887
191-301203-07	3 PIN SOCKET ASSM'Y CN302 TO CN802	PC	0	1.00000	.0923	.0923
191-601201-00	6 PIN SOCKET ASS'Y CN301 TO CN801	PC	0	1.00000	.2196	.2196
514-303408-10	SELF-TAPPING SCREW 3 X 8 B/T (HARDEN) 2 FOR TELETEXT BOARD MTG.	PC	0	2.00000	.0023	.0046

ASSB PRICE : 19.8129

