

# TEAC

## SERVICE MANUAL

---

# CT-M484 MK II

20" CTV

---

SPECIFICATION

SYSTEM	:	PAL- D/G	
		----- TV SECTION -----	
CHANNEL COVERAGE	VHF LOW	:	2-4 CH.
	VHF HIGH	:	5-12 CH.
	UHF	:	21-69 CH.
FREQUENCY RANGE	VHF LOW	:	47-68 MHz
	VHF HIGH	:	174-230 MHz
	UHF	:	470-862 MHz
VISION/SOUND SEPARATION		:	5.5 MHz
FREQUENCY VIDEO IF		:	38.9 MHz
	SOUND IF	:	33.4 MHz
SENSITIVITY	VHF LOW	:	47 dBuV
(AT 30dB S/N)	VHF HIGH	:	47 dBuV
	UHF	:	50 dBuV
SCANNING LINES		:	625 lines
	HORIZONTAL	:	15625 Hz
	VERTICAL	:	50 Hz
OUTPUT POWER MAXIMUM		:	1800 mW
	10% THD	:	1300 mW
C R T .		:	20" DIAGONAL, 90 DEGREES DEFLECTION ANGLE
SPEAKER		:	4" 8OHM 3W x 2
ANTENNAL EXTERNAL		:	75 OHM
POWER CONSUMPTION		:	

## VIF ALIGNMENT

### A. Preparation Step (See Fig. 1)

- (i) Connect AGC bias voltage to TP105, the DC supply should be turned off this time.
- (ii) Connect 14V B+ bias voltage to D404 (-) and Ground.
- (iii) Connect 14V B+ bias voltage to c917 (+) and Ground.
- (iv) Connect sweep generator to tuner test point and Ground.

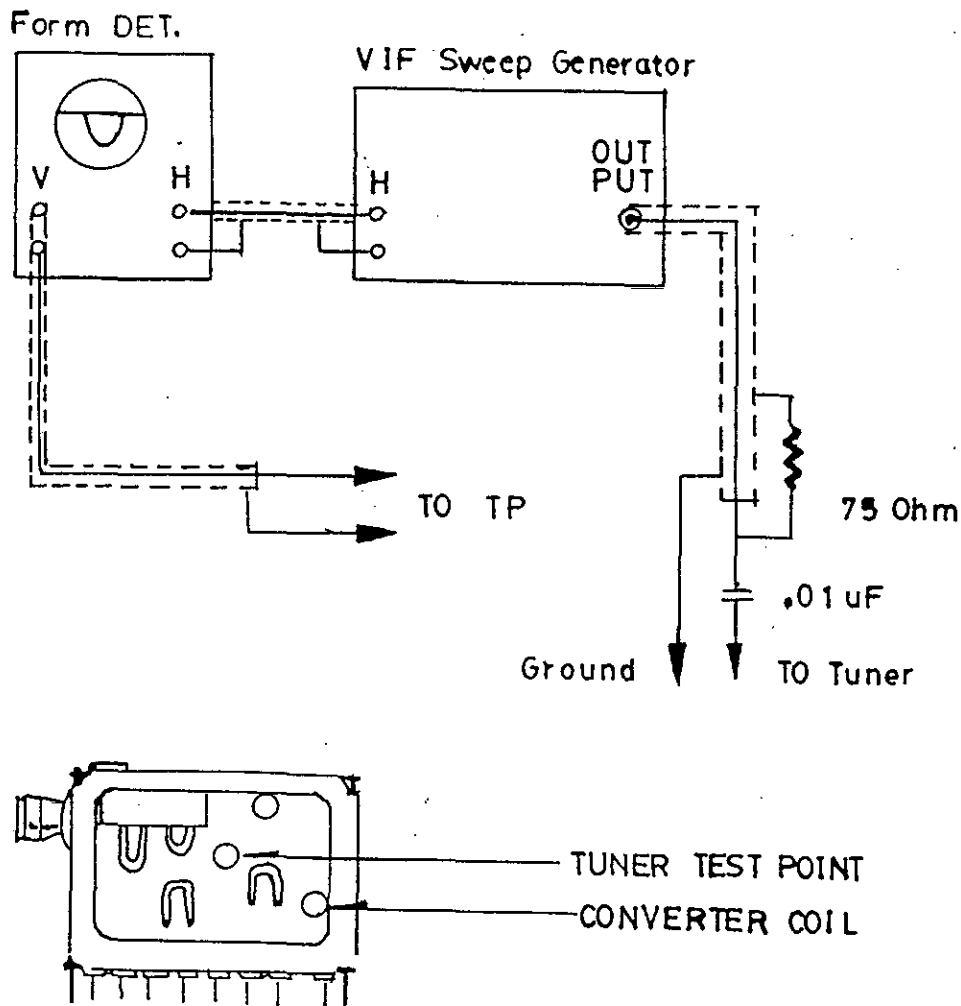


Fig.1

B. Tank Coil Alignment Step (See Fig. 2)

- (i) Calibrate the Division of waveform Detector equal to 1V per div.
- (ii) The output of sweep generator should be -50dB.
- (iii) Connect the waveform detector between TP106 and ground.
- (iv) Connect a 47K Resistor between pin 7 to pin 22 at IC102.
- (v) Connect a 4K7 Resistor between pin 23 to Ground at IC102.
- (vi) Adjust AGC bias until the waveform just saturate.
- (vii) Adjust T101 to obtain the waveform as Fig.2.

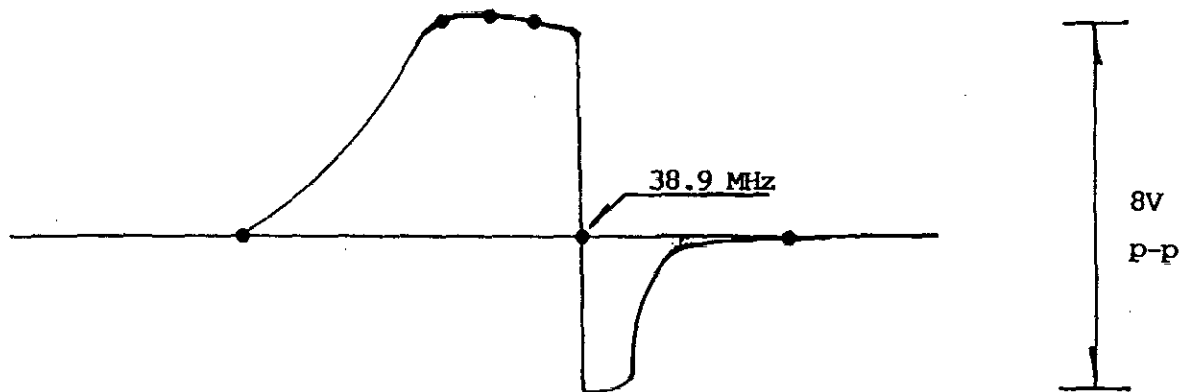
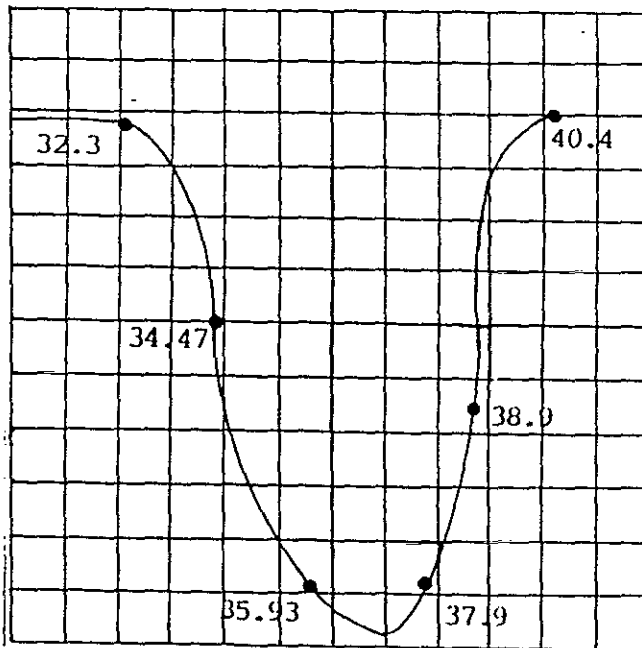


Fig. 2

### C. VIF ALIGNMENT

- (i) Connect waveform detector to TP102 and Ground.
- (ii) Connect 100 ohm resistor between TP103 and TP104.
- (iii) Adjust T104 until obtain the maximum waveform amplitude.  
(If Provided.)
- (iv) Increase the output level of sweep Generator.
- (v) Reduce output level of sweep generator to -50dB.
- (vi) Adjust AGC bias to maintain the waveform achieve 1V p-p.
- (vii) Adjust tuner convertor coil to obtain the waveform as Fig.3.



## B. SIF Alignment

- (i) Connect a 47K Resistor between pin 7 to pin 22 at IC102.
- (ii) Connect a 4K7 Resistor between pin 23 to Ground at IC102.
- (iii) Connect the sweep generator to TP102.
- (iv) Connect waveform detect to TP101.
- (v) The output of sweep generator should be -40dB.
- (vi) Adjust T102 to obtain the waveform as Fig.4.

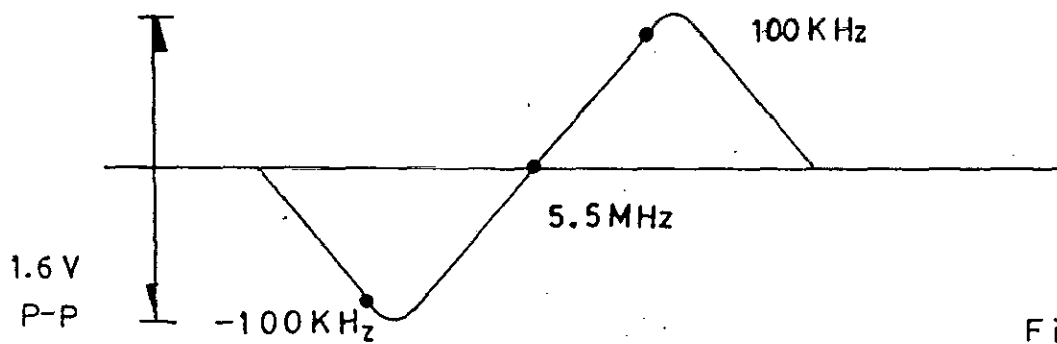


Fig. 4

### PAL COLOUR ALIGNMENT

- (1) Receive Philips Pattern.
- (2) Connect Oscilloscope to TP304.
- (3) Set color control to maximum position.
- (4) Adjust T301, and VR302 to obtain the waveform as Fig.6.

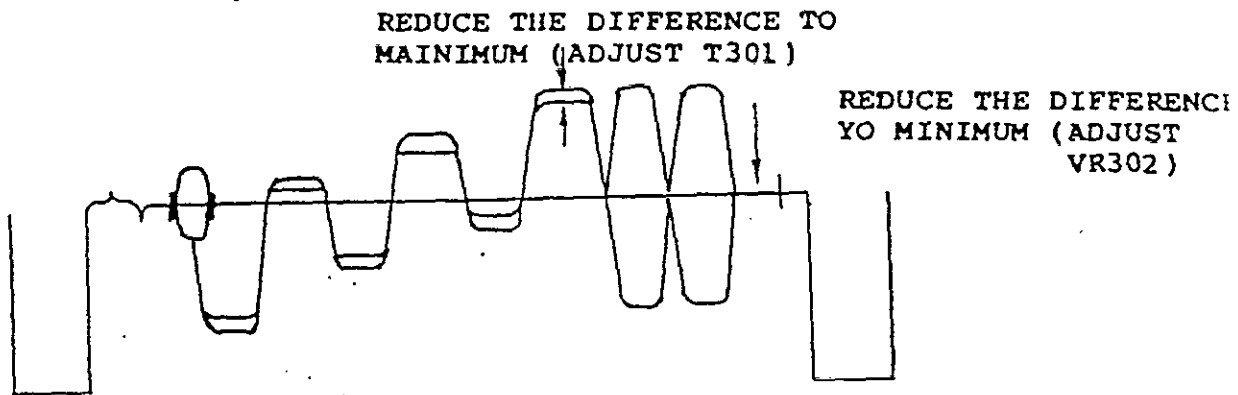


Fig.6

#### B+ ADJUSTMENT

- 1) Connect a digital volt meter to TPB+ and ground.
- 2) Set Brightness, contrast and colour to minimum.
- 3) Adjust VR901 and obtain a reading of 112v.

#### HORIZONTAL CIRCUIT ADJUSTMENT

- 1) Receive Monoscope Pattern input signal 80dBuV.
- 2) Connect terminal 25 pin of IC102 and the ground with the Elect.Cap. 10/16
- 3) Adjust VR103 to obtain the picture running at center.
- 4) Adjust VR102 to obtain the picture at center.

#### VERTICAL CIRCUIT ADJUSTMENT

- 1) Receive the Monoscope Pattern.
- 2) Adjust V-size (VR401) to obtain a normal picture.

#### WHITE BALANCE ALIGNMENT STEP

(deguss the picture by deguassing coil if necessary)

- 1) Turn the brightness, contrast and picture control to minimum value.
- 2) Turn VR501,502,504 to middle position. Turn VR503,505 to middle position.
- 3) Turn VR301 to middle position.
- 4) Receive a black and white pattern.
- 5) Connect a digital meter between G2 and Ground on CRT Board.
- 6) Adjust screen volume on FBT to obtain a 310V.
- 7) Adjust VR502,503,504,505 to obtain a uniformly white picture (9300°K)

#### SUB-BRIGHTNESS ALIGNMENT

- 1) Receive a colour bar pattern.
- 2) Turn the brightness, contrast and colour to minimum.
- 3) Adjust VR301 until the brightest bar can just be seen.

#### FOCUS ALIGNMENT

- 1) Set the brightness and contrast to middle position.
- 2) Receive a monoscope pattern.
- 3) Adjust focus control to obtain sharpest picture.

#### AGC ALIGNMENT

- 1) Receive CH69 (UHF) and input field strength in 63dB  $\pm$ 3dB input.
- 2) Adjust VR101 to the point where noise is disappeared.



VOLTAGE TABLE FOR IC

SYMBOL PIN NO.	IC601 (V)	IC102 (V)	IC302 (V)	IC304 (V)	IC301 (V)
1	4.1	4.5	3.6	3.1	0.01
2	0.14	2.4	GEN	12	0
3	4.9	2.8	3.6	8.9	0
4	4.9	3.2	3.6	8.7	0
5	4.9	2.5	3.6	8.5	0
6	NC	GEN	3.6	0.9	0
7	4.1	11.4	3.6	0.14	0
8	0.02	3.4	0.01	4.5	0
9	2.9	3.4	0.14	4.4	0
10	0.02	3.3	0.02	4.5	GEN
11	GEN	1.8	3	2.9	2.3
12	4.5	2.1	0.02	3.3	0
13	5	3	3	NC	2.3
14	5	1.4	12	4.2	0
15	5	2.1	0.02	4.2	2.3
16	5	GEN	2.9	2.9	0
17	5	4		2.2	0.01
18	0.1	4.5		0	0
19	5	4.9		3.14	0.01
20	5	7.2		3.2	5
21	GEN	7.2			
22	0	10			
23	0	2.6			
24	0	2.6			
25	0	4.5			
26	0.4	0.8			
27	-0.02	0.9			
28	5	3.1			
29	4.9				
30	0				
31	2.4				
32	2.4				
33	5				
34	NC				
35	4.9				
36	GEN				
37	0.02				
38	GEN				
39	5				
40	5				
41	0.25				
42	5				

NOTE : VOLTAGE ARE TAKEN UNDER TUNED CONDITION WITH

- CONTRAST : Maximum Position
- BRIGHTNESS : Maximum Position
- COLOR : Maximum Position
- SIGNAL INPUT : 80 dBuV
- CHANNEL SETTING : The Last Channel of UHF High
- SIGNAL PATTERN : Colour Bar

VOLTAGE TABLE FOR IC

SYMBOL PIN NO.	IC305	IC303	IC901	IC401	IC201
	(V)	(V)	(V)	(V)	(V)
1	7.8	GEN	15.1	1.2	GEN
2	7.8	3.6	GEN	GEN	7.5
3	GEN	5	5	1.3	15.6
4	1.03	5.2		GEN	15.2
5	2.4	GEN		12	1.3
6	8.5	5.2		24.1	6.7
7	12	5.1		NC	2
8	5.9	5.1		6.1	2.9
9	3.4	0.01		23.8	GEN
10	8.2	NC			
11	3	NC			
12	8.03	3.7			
13	2.3	11.4			
14	7.4	5			
15	0.9				
16	NC				

NOTE : VOLTAGE ARE TAKEN UNDER TUNED CONDITION WITH

CONTRAST : Maximum Position  
 BRIGHTNESS : Maximum Position  
 COLOR : Maximum Position  
 SIGNAL INPUT : 80 dBuV  
 CHANNEL SETTING : The Last Channel of UHF High  
 SIGNAL PATTERN : Colour Bar

VOLTAGE TABLE FOR IC

SYMBOL PIN NO.	IC701	IC602	IC101	IC103	IC802
	(V)	(V)	(V)	(V)	(V)
1	5.8	GEN	9	15.2	NC
2	3	5	4.4	GEN	4.2
3	0	GEN	4.3	12.3	2.2
4	NC	GEN	GEN		2.2
5	NC	2.6	3.7		3.8
6	NC	3.1	9		1.3
7	0	5	6.8		1.2
8	NC	5			3.6
9	0				3.6
10	0				3.7
11	0				0
12	0				0.3
13	0				4.2
14	GEN				GEN
15	0				0.6
16	0				0.5
17	0				0.5
18	0				0.3
19	0				0.5
20	0				GEN
21	2.8				4.2
22	2.8				2.5
23	2.8				0.8
24	NC				0.8
25	2.8				0.8
26	2.8				5.0
27	2.8				5.0
28	3				5.0

NOTE : VOLTAGE ARE TAKEN UNDER TUNED CONDITION WITH

- CONTRAST : Maximum Position
- BRIGHTNESS : Maximum Position
- COLOR : Maximum Position
- SIGNAL INPUT : 80 dBuV
- CHANNEL SETTING : The Last Channel of UHF High
- SIGNAL PATTERN : Colour Bar

VOLTAGE TABLE FOR IC

SYMBOL		IC801	IC804	SYMBOL	
PIN NO.		(V)	(V)	PIN NO.	(V)
1		5	GEN	43	4.2
2		1.8	4.2	44	0.8
3		1.9	4.3	45	0.8
4		0.03	NC	46	0.8
5		GEN	NC	47	2.5
6		4.9	NC	48	5.0
7		2.2	NC		
8		2.4	NC		
9		2.5	NC		
10		5.0	NC		
11		GEN	NC		
12		2.1	5.0		
13		5	GEN		
14		GEN	GEN		
15		0.42	2.3		
16		0.5	2.0		
17		0.4	0		
18		3.8	GEN		
19		4.5	NC		
20		0.8	NC		
21		2.5	NC		
22		NC	NC		
23		4.3	GEN		
24		4.3	NC		
25		GEN	NC		
26		0.5	GEN		
27		0.5	NC		
28		0.5	5.0		
29		0.3			
30		0.5			
31		4.2			
32		0.3			
33		0			
34		3.7			
35		3.6			
36		3.6			
37		1.2			
38		1.3			
39		3.8			
40		2.2			
41		2.2			
42		4.2			

NOTE : VOLTAGE ARE TAKEN UNDER TUNED CONDITION WITH

- CONTRAST : Maximum Position
- BRIGHTNESS : Maximum Position
- COLOR : Maximum Position
- SIGNAL INPUT : 80 dBuV
- CHANNEL SETTING : The Last Channel of UHF High
- SIGNAL PATTERN : Colour Bar

VOLTAGE TABLE FOR TRANSISTOR

SYMBOL	B (V)	C (V)	E (V)	SYMBOL	B (V)	C (V)	E (V)
Q101	12.2	0	12.2	Q602	0.7	0.06	0
Q102	11.4	12.1	12.2	Q603	9.2	12.2	8.7
Q103	0.02	12.2	0	Q604	0	0.24	0
Q104	0.65	0.05	0	Q605	0.3	1.1	0
Q105	1.13	8.5	0.4	Q901	9	19.7	8.4
Q106				Q902	7.9	0.07	2.3
Q107	0.02	12.2	0	Q903	+0.07	2	0
Q108	12.2	0	12.2	Q904	-1.69	258	0.6
Q109				Q905	0.6	0.04	0
Q110	4.1	12	3.4	Q906	109.5	110	110.1
Q111	0.01	4.8	0	Q907	110	110.1	109.4
Q112				Q501	3.13	134.2	2.6
Q201	16.3	15.7	15.6	Q502	3.6	128.4	2.6
Q301	0	2.9	0	Q503	3.1	127.4	2.6
Q302	2.13	11.4	1.5	Q701	0	3	0
Q303				Q702	3	-0.8	3
Q304							
Q305	0	1.9	0				
Q401	0.4	56.2	-0.01				
Q402	-0.08	108.9	0				
Q601	0.6	2.01	0				

NOTE : VOLTAGE ARE TAKEN UNDER TUNED CONDITION WITH

CONTRAST : Maximum Position

BRIGHTNESS : Maximum Position

COLOR : Maximum Position

SIGNAL INPUT : 80 dBuV

CHANNEL SETTING : The Last Channel of UHF High

SIGNAL PATTERN : Colour Bar

67-442/94

Print Date : 26/11/94

Page Number : 1

<< B.O.M. PRICE LIST FOR CUSTOMER >> - CURRENCY (USD)

PRODUCT CODE : 922074-700001-GT

DESCRIPTION : CT-M484MKII TEAC PAL/BG W/SCART/FTT OPTIONAL M.BLK 240V SAA

ASSEMBLY NUMBER	DESCRIPTION
155-000400-04-00	COMMON PART FOR HANDSET ASS'Y (R/C 9313)
155-000400-04-02	NON-COM HANDSET ASS'Y(W/FASTEXT,W/O LCD)
158-922074-70-00	COMMON PART FOR CHASSIS ASS'Y (BG)
158-922074-70-01	NON-COM CHASSIS ASS'Y (BG)W/FTT OPTIONAL
159-922074-70-00	COMMON PART FOR CASING ASS'Y (BG)
159-922074-70-02	NON-COMMON PART FOR CASING ASS'Y (M.BLK)
163-922074-70-02	NON-COMMON PART FOR PACKING ASS'Y (BG)

\*\* THIS SPARE LIST IS MADE FOR TECHNICAL / MAINTENANCE REFERENCE ONLY \*\*

\*\* THIS SPARE LIST IS MADE FOR TECHNICAL / MAINTENANCE REFERENCE ONLY \*\*

Print Date : 26/11/94

PRODUCT CODE : 922074-700001-GT

Page Number : 2

DESCRIPTION : CT-M484MKII TEAC PAL/BG W/SCART/FTT OPTIONAL H.BLK 240V SAA

Component Part	Description / Location	Unit	Subs	Quantity Required	Unit Price	Amount
*** ASSEMBLY : 155-000400-04-00 COMMON PART FOR HANDSET ASS'Y (R/C 9313)						
107-800455-46	455K HZ RESONATOR CSB455EB MURATA CF701	PC	0	1.00000	.1980	.1980
113-101005-17	CARBON FILM RESISTOR 100 OHM 1/16W +-5% R704,706	PC	0	2.00000	.0044	.0088
113-102005-17	CARBON FILM RESISTOR 1K OHM 1/16W +-5% R705	PC	0	1.00000	.0044	.0044
113-103005-17	CARBON FILM RESISTOR 10K OHM 1/16W +-5% R702	PC	0	1.00000	.0044	.0044
113-109005-17	CARBON FILM RESISTOR 1 OHM 1/16W +-5% R708,710	PC	0	2.00000	.0044	.0088
113-473005-17	CARBON FILM RESISTOR 47K OHM 1/16W +-5% R703	PC	0	1.00000	.0044	.0044
113-682005-17	CARBON FILM RESISTOR 6.8K OHM 1/16W +-5% R701	PC	0	1.00000	.0044	.0044
127-476042-03	ELECT. CAP. 47 MFD 16V +-20% C701	PC	0	1.00000	.0288	.0288
130-600101-00	INFRARED EMITTER EL-1L1 KODENSHI LED701	PC	0	1.00000	.1340	.1340
131-210719-29	TRANSISTOR 2SA719R/S MATSUSHITA Q702	PC	0	1.00000	.0633	.0633
131-230945-00	TRANSISTOR 2SC945 NEC Q701	PC	0	1.00000	.0417	.0417
133-803010-33	I.C. SAA3010T PHILIPS IC701	PC	0	1.00000	.7500	.7500
172-626006-42	UL 1007 TOP COAT WIRE AWG 26 60MM RED 10 X 10 MM FROM REMOTE PCB '3V' TO BATTERY CONTACT PLATE '+'	PC	0	1.00000	.0017	.0017
172-626008-40	UL 1007 TOP COAT WIRE AWG 26 80MM BLACK 10 X 10 MM FROM REMOTE PCB 'GND' TO BATTERY CONTACT PLATE '-'	PC	0	1.00000	.0022	.0022
172-726000-99	BARE WIRE 54MM W701-702	M	0	.11000	.0092	.0010
190-931300-02	REMOTE P.C.B. (190593)	PC	0	1.00000	.5192	.5192
773-036864-00	BATTERY CONTACT PLATE +VE		0	1.00000	.0173	.0173
773-222001-00	BATTERY CONTACT PLATE (+VE,-VE) W/NICKEL PLATING		0	1.00000	.0365	.0365
774-036862-00	BATTERY CONTACT SPRING -VE		0	1.00000	.0260	.0260
849-931301-00	CONTACT RUBBER KEY PAD		0	1.00000	.5577	.5577
964-931301-00	SENSOR LENS		0	1.00000	.0275	.0275

ASSB PRICE : 2.4402

\*\* THIS SPARE LIST IS MADE FOR TECHNICAL / MAINTENANCE REFERENCE ONLY \*\*

Print Date : 26/11/94

PRODUCT CODE : 922074-700001-GT

Page Number : 3

DESCRIPTION : CT-M484MKII TEAC PAL/BG W/SCART/FTT OPTIONAL M.BLK 240V SAA

Component Part	Description / Location	Unit	Subs	Quantity Required	Unit Price	Amount
*** ASSEMBLY : 155-000400-04-02 NON-COM HANDSET ASS'Y(W/FASTEXT,W/O LCD)						
514-200407-10	SELF-TAPPING SCREW 2 X 7 B/T (HARDEN) FOR HANDSET	PC	0	1.00000	.0019	.0019
516-260408-10	SELF-TAPPING SCREW 2.6 X 8 P/T(HARDEN) FOR HANDSET	PC	0	2.00000	.0017	.0034
849-931301-00	CONTACT RUBBER KEY PAD		0	1.00000	.5577	.5577
889-931310-00	HANDSET COVER PLATE FOR W/O LCD REMOTE		0	1.00000	.0115	.0115
892-931308-05	D/KEY PLATE - ENG STD W/TEAC LOGO(38 KEYS)W/FASTEXT,W/O LCD		0	1.00000	.2038	.2038
900-931310-01	HANDSET TOP CABINET - MOULDED BLACK		0	1.00000	.2298	.2298
902-931310-01	HANDSET BOTTOM CABINET - MOULDED BLACK		0	1.00000	.1740	.1740
910-931301-01	BATTERY DOOR - BLACK MOULDED		0	1.00000	.0392	.0392
					ASSB PRICE :	1.2215



\*\* THIS SPARE LIST IS MADE FOR TECHNICAL / MAINTENANCE REFERENCE ONLY \*\*

Print Date : 26/11/94

PRODUCT CODE : 922074-700001-GT

Page Number : 4

DESCRIPTION : CT-M484MKII TEAC PAL/BG W/SCART/FTT OPTIONAL M.BLK 240V SAA

Component Part	Description / Location	Unit	Subs	Quantity Required	Unit Price	Amount
*** ASSEMBLY : 158-922074-70-00 COMMON PART FOR CHASSIS ASS'Y (BG)						
001-220027-07	FLYBACK TRANSFORMER FCM20B027 SAMSUNG T402	PC	0	1.00000	7.0702	7.0702
012-102340-06	SEMI-FIXED RESISTOR EVND8AA 03813 1KB VR401,901	PC	0	2.00000	.0529	.1058
012-103340-06	SEMI-FIXED RESISTOR EVND8AA 03814 10KB VR103	PC	0	1.00000	.0529	.0529
012-104340-06	SEMI-FIXED RESISTOR EVND8AA 03815 100KB VR101	PC	0	1.00000	.0558	.0558
012-301330-06	SEMI-FIXED RESISTOR EVND2AA 03832 300B VR503,505	PC	0	2.00000	.0587	.1173
012-501340-06	SEMI-FIXED RESISTOR EVND 8AA 03852 500B VR302	PC	0	1.00000	.0529	.0529
012-502330-06	SEMI-FIXED RESISTOR EVND2AA 03853 5KB VR502,504,501	PC	0	3.00000	.0587	.1760
012-502340-06	SEMI-FIXED RESISTOR EVND8AA 03853 5KB VR601	PC	0	1.00000	.0529	.0529
012-503340-06	SEMI-FIXED RESISTOR EVND8AA 03854 50KB VR102,301	PC	0	2.00000	.0529	.1058
013-100001-02	GLASS DELAY LINE (ADVANCE MOTION/WEI HAW YCS-EN645A11) DLY302	PC	0	1.00000	.9481	.9481
013-200005-00	Y-DELAY LINE YBL50F18X DLY301	PC	0	1.00000	.4346	.4346
101-190710-96	HORIZONTAL DRIVE TRANSFORMER R0710 T401	PC	0	1.00000	.2885	.2885
101-288820-95	LINE FILTER 70MH L901	PC	0	1.00000	.7308	.7308
101-414025-94	SWITCHING POWER TRANSFORMER (HL4025B) T901	PC	0	1.00000	2.0769	2.0769
102-370600-02	TANK COIL / AFC COIL COILS 707851 T101	PC	0	1.00000	.1000	.1000
102-671000-02	SOUND IF 5.5 TO 6.5 MHZ COIL, COILS 708997 T102	PC	0	1.00000	.1000	.1000
102-770200-02	SECAM COLOR PAL DELAY LINE MATCHING COILS 707850 T301	PC	0	1.00000	.0865	.0865
105-100103-02	FIXED INDUCTIVE COIL 10UH +-10% AXIAL TYPE L102	PC	0	1.00000	.0342	.0342
105-150101-02	FIXED INDUCTIVE COIL 15UH 10% L104	PC	0	1.00000	.0458	.0458
105-181101-02	FIXED INDUCTIVE COIL 180UH 10% L501	PC	0	1.00000	.0458	.0458
105-201106-02	CHOKE COIL 200UH 10% CH9012- 201K (ELEC PRODUCT) L903	PC	0	1.00000	.1682	.1682
105-220101-02	FIXED INDUCTIVE COIL 22UH 10% L105	PC	0	1.00000	.0458	.0458
105-330101-02	FIXED INDUCTIVE COIL 33UH +-10% T305	PC	0	1.00000	.0458	.0458
105-650052-13	LINEARITY COIL 65UH FOR 20" CRT L401	PC	0	1.00000	.3423	.3423

\*\* THIS SPARE LIST IS MADE FOR TECHNICAL / MAINTENANCE REFERENCE ONLY \*\*

Print Date : 26/11/94

PRODUCT CODE : 922074-700001-GT

Page Number : 5

DESCRIPTION : CT-M484MKII TEAC PAL/BG W/SCART/FTT OPTIONAL M.BLK 240V SAA

Component Part	Description / Location	Unit	Subs	Quantity Required	Unit Price	Amount
105-689101-02	FIXED INDUCTIVE COIL 6.8UH 10% L103	PC	0	1.00000	.0342	.0342
105-828103-02	FIXED INDUCTIVE COIL 0.82UH 10% AXIAL TYPE L101	PC	0	1.00000	.0342	.0342
105-829101-02	FIXED INDUCTIVE COIL 8.2UH 10% L301,302,303,304	PC	0	4.00000	.0342	.1369
113-100105-17	CARBON FILM RESISTOR 10 OHM 1/4W +-5% R801,119,108,163	PC	0	4.00000	.0028	.0112
113-101105-17	CARBON FILM RESISTOR 100 OHM 1/4W +-5% R624,625,650,643,644,638,336,337,338,319,322,308	PC	0	12.00000	.0030	.0358
113-102105-17	CARBON FILM RESISTOR 1K OHM 1/4W +-5% R921,329,352,331,402,613	PC	0	6.00000	.0028	.0167
113-102105-17	CARBON FILM RESISTOR 1K OHM 1/4W +-5% R619,617,607,608,618,620,621,634,637,640,641,633	PC	0	12.00000	.0028	.0335
113-102105-17	CARBON FILM RESISTOR 1K OHM 1/4W +-5% R109,143,153,160,320,321,302,328,636,639,642	PC	0	11.00000	.0028	.0307
113-102305-75	METAL OXIDE FILM RESISTOR 1K OHM 1W +-5% R414	PC	0	1.00000	.0192	.0192
113-103101-67	METAL FILM RESISTOR 10K OHM 1/4W +-1% R609	PC	0	1.00000	.0092	.0092
113-103105-12	CARBON FILM RESISTOR 10K OHM 1/4W +-5% R908,425	PC	0	2.00000	.0023	.0045
113-103105-17	CARBON FILM RESISTOR 10K OHM 1/4W +-5% R605,612,623,635,649,632,103,110,113,104,111,165	PC	0	12.00000	.0030	.0358
113-103105-17	CARBON FILM RESISTOR 10K OHM 1/4W +-5% R303,304,315,354,209,407	PC	0	6.00000	.0030	.0179
113-103405-75	METAL OXIDE FILM RESISTOR 10K OHM 2W +-5% R162	PC	0	1.00000	.0240	.0240
113-104105-17	CARBON FILM RESISTOR 100K OHM 1/4W +-5% R161	PC	0	1.00000	.0028	.0028
113-104205-12	CARBON FILM RESISTOR 100K OHM 1/2W +-5% R920	PC	0	1.00000	.0062	.0062
113-104305-75	METAL OXIDE FILM RESISTOR 100KOHM 1W +-5% R925	PC	0	1.00000	.0192	.0192
113-105105-17	CARBON FILM RESISTOR 1M OHM 1/4W +-5% R138	PC	0	1.00000	.0030	.0030
113-120305-75	METAL OXIDE FILM RESISTOR 12 OHM 1W +-5% R911	PC	0	1.00000	.0192	.0192
113-120405-75	METAL OXIDE FILM RESISTOR 12 OHM 2W +-5% R924	PC	0	1.00000	.0240	.0240
113-122105-17	CARBON FILM RESISTOR 1.2K OHM 1/4W +-5% R323,602	PC	0	2.00000	.0028	.0056
113-122205-12	CARBON FILM RESISTOR 1K2 OHM 1/2W +-5% R409	PC	0	1.00000	.0056	.0056
113-123105-17	CARBON FILM RESISTOR 12K OHM 1/4W +-5% R132,615,928,933	PC	0	4.00000	.0030	.0119
113-124205-12	CARBON FILM RESISTOR 120K OHM 1/2W +-5% R421	PC	0	1.00000	.0062	.0062
113-151105-17	CARBON FILM RESISTOR 150 OHM 1/4W +-5% R112	PC	0	1.00000	.0028	.0028

\*\* THIS SPARE LIST IS MADE FOR TECHNICAL / MAINTENANCE REFERENCE ONLY \*\*

Print Date : 26/11/94

PRODUCT CODE : 922074-700001-GT

Page Number : 6

DESCRIPTION : CT-M484MKII TEAC PAL/BG W/SCART/FTT OPTIONAL M.BLK 240V SAA

Component Part	Description / Location	Unit	Subs	Quantity Required	Unit Price	Amount
113-152105-17	CARBON FILM RESISTOR 1.5K OHM 1/4W +-5% R150,152	PC	0	2.00000	.0030	.0060
113-153105-17	CARBON FILM RESISTOR 15K OHM 1/4W +-5% R604,616,401	PC	0	3.00000	.0030	.0089
113-153405-75	METAL OXIDE FILM RESISTOR 15K OHM 2W +-5% R510,511,505	PC	0	3.00000	.0240	.0719
113-154105-17	CARBON FILM RESISTOR 150K OHM 1/4W +-5% R157	PC	0	1.00000	.0028	.0028
113-159305-75	METAL OXIDE FILM RESISTOR 1.5 OHM 1W +-5% R410	PC	0	1.00000	.0192	.0192
113-181105-17	CARBON FILM RESISTOR 180 OHM 1/4W +-5% R340,313,305,307,310	PC	0	5.00000	.0028	.0139
113-182105-17	CARBON FILM RESISTOR 1.8K OHM 1/4W +-5% R907,334,335,629,630,631,628	PC	0	7.00000	.0032	.0226
113-183105-17	CARBON FILM RESISTOR 18K OHM 1/4W +-5% R317,339	PC	0	2.00000	.0030	.0060
113-184105-17	CARBON FILM RESISTOR 180K OHM 1/4W +-5% R151,156	PC	0	2.00000	.0028	.0056
113-202605-75	METAL OXIDE FILM RESISTOR 2K OHM 5W +-5% R416	PC	0	1.00000	.1154	.1154
113-220105-17	CARBON FILM RESISTOR 22 OHM 1/4W +-5% R325	PC	0	1.00000	.0028	.0028
113-221105-17	CARBON FILM RESISTOR 220 OHM 1/4W +-5% R627,106	PC	0	2.00000	.0028	.0056
113-221305-75	METAL OXIDE FILM RESISTOR 220 OHM 1W +-5% R413	PC	0	1.00000	.0192	.0192
113-222101-67	METAL FILM RESISTOR 2.2K OHM 1/4W +-1% R146	PC	0	1.00000	.0092	.0092
113-222105-17	CARBON FILM RESISTOR 2.2K OHM 1/4W +-5% R507,509,513,201,141,652,332,311,306,308	PC	0	10.00000	.0030	.0298
113-223105-17	CARBON FILM RESISTOR 22K OHM 1/4W +-5% R646,129,417,614,312,314	PC	0	6.00000	.0028	.0167
113-224105-17	CARBON FILM RESISTOR 220K OHM 1/4W +-5% R207,653,333	PC	0	3.00000	.0028	.0084
113-229105-17	CARBON FILM RESISTOR 2.2 OHM 1/4W +-5% R125,342,208	PC	0	3.00000	.0028	.0084
113-229205-12	CARBON FILM RESISTOR 2.2 OHM 1/2W +-5% R139,351	PC	0	2.00000	.0062	.0123
113-229305-72	METAL OXIDE FILM RESISTOR 2.2 OHM 1W +-5% R202	PC	0	1.00000	.0192	.0192
113-229405-75	METAL OXIDE FILM RESISTOR 2.2 OHM 2W +-5% R902	PC	0	1.00000	.0240	.0240
113-229605-51	WIRE WOUND CEMENT RESISTOR 2.2 OHM 5W +-5% R901	PC	0	1.00000	.1654	.1654
113-243105-17	CARBON FILM RESISTOR 24K OHM 1/4W +-5% R408	PC	0	1.00000	.0028	.0028
113-270105-17	CARBON FILM RESISTOR 27 OHM 1/4W +-5% R115	PC	0	1.00000	.0028	.0028
113-270405-75	METAL OXIDE FILM RESISTOR 27 OHM 2W +-5% R912	PC	0	1.00000	.0240	.0240

\*\* THIS SPARE LIST IS MADE FOR TECHNICAL / MAINTENANCE REFERENCE ONLY \*\*

Print Date : 26/11/94

PRODUCT CODE : 922074-700001-GT

Page Number : 7

DESCRIPTION : CT-M484MKII TEAC PAL/BG W/SCART/FTT OPTIONAL M.BLK 240V SAA

Component Part	Description / Location	Unit	Subs	Quantity Required	Unit Price	Amount
113-271105-17	CARBON FILM RESISTOR 270 OHM 1/4W +-5% R147	PC	0	1.00000	.0028	.0028
113-272105-17	CARBON FILM RESISTOR 2.7K OHM 1/4W +-5% R142,134	PC	0	2.00000	.0030	.0060
113-272205-12	CARBON FILM RESISTOR 2.7K OHM 1/2W +-5% R502,503,504	PC	0	3.00000	.0062	.0185
113-272205-17	CARBON FILM RESISTOR 2.7K OHM 1/2W +-5% R922,415	PC	0	2.00000	.0062	.0123
113-273105-17	CARBON FILM RESISTOR 27K OHM 1/4W +-5% R155,603	PC	0	2.00000	.0032	.0065
113-331105-17	CARBON FILM RESISTOR 330 OHM 1/4W +-5% R905,411,343,344,362	PC	0	5.00000	.0030	.0149
113-332102-17	CARBON FILM RESISTOR 3.3K OHM 1/4W +-2% R904	PC	0	1.00000	.0052	.0052
113-332105-17	CARBON FILM RESISTOR 3.3K OHM 1/4W +-5% R204,611,645,647	PC	0	4.00000	.0028	.0112
113-333105-17	CARBON FILM RESISTOR 33K OHM 1/4W +-5% R118,127,128,114,117,144,406	PC	0	7.00000	.0028	.0195
113-334105-17	CARBON FILM RESISTOR 330K OHM 1/4W +-5% R159	PC	0	1.00000	.0028	.0028
113-334305-75	METAL OXIDE FILM RESISTOR 330KOHM 1W +-5% R913	PC	0	1.00000	.0192	.0192
113-335105-17	CARBON FILM RESISTOR 3.3M OHM 1/4W +-5% R365	PC	0	1.00000	.0028	.0028
113-338405-75	METAL OXIDE FILM RESISTOR 0.33OHM 2W +-5% R914	PC	0	1.00000	.0240	.0240
113-339405-42	NON-FLAMMABLE FUSE RESISTOR 3.3 OHM 2W +-5% R501	PC	0	1.00000	.0731	.0731
113-390405-75	METAL OXIDE FILM RESISTOR 39 OHM 2W +-5% R925	PC	0	1.00000	.0240	.0240
113-390805-75	METAL OXIDE FILM RESISTOR 39 OHM 5W +-5% R915	PC	0	1.00000	.1154	.1154
113-391105-17	CARBON FILM RESISTOR 390 OHM 1/4W +-5% R506,508,347	PC	0	3.00000	.0030	.0089
113-392105-17	CARBON FILM RESISTOR 3.9K OHM 1/4W +-5% R404	PC	0	1.00000	.0028	.0028
113-393105-17	CARBON FILM RESISTOR 39K OHM 1/4W +-5% R316	PC	0	1.00000	.0030	.0030
113-471105-17	CARBON FILM RESISTOR 470 OHM 1/4W +-5% R140,412	PC	0	2.00000	.0028	.0056
113-472105-17	CARBON FILM RESISTOR 4.7K OHM 1/4W +-5% R910,149,927	PC	0	3.00000	.0030	.0089
113-473105-17	CARBON FILM RESISTOR 47K OHM 1/4W +-5% R622,648,651,301	PC	0	4.00000	.0030	.0119
113-479105-17	CARBON FILM RESISTOR 4.7 OHM 1/4W +-5% R327	PC	0	1.00000	.0028	.0028
113-511105-17	CARBON FILM RESISTOR 510 OHM 1/4W +-5% R512	PC	0	1.00000	.0028	.0028
113-562105-17	CARBON FILM RESISTOR 5.6K OHM 1/4W +-5% R105,318,324,203,206	PC	0	5.00000	.0028	.0139

\*\* THIS SPARE LIST IS MADE FOR TECHNICAL / MAINTENANCE REFERENCE ONLY \*\*

Print Date : 26/11/94

PRODUCT CODE : 922074-700001-GT

Page Number : 8

DESCRIPTION : CT-M484MKII TEAC PAL/BG W/SCART/FTT OPTIONAL M.BLK 240V SAA

Component Part	Description / Location	Unit	Subs	Quantity Required	Unit Price	Amount
113-563105-17	CARBON FILM RESISTOR 56K OHM 1/4W +-5% R341	PC	0	1.00000	.0028	.0028
113-565205-92	CARBON COMPOSITION RESISTOR 5.6M 1/2W +-5% R916,917	PC	0	2.00000	.0663	.1327
113-681105-17	CARBON FILM RESISTOR 680 OHM 1/4W +-5% R148	PC	0	1.00000	.0030	.0030
113-682102-17	CARBON FILM RESISTOR 6.8K OHM 1/4W +-2% R903	PC	0	1.00000	.0052	.0052
113-682105-17	CARBON FILM RESISTOR 6.8K OHM 1/4W +-5% R909,359,419	PC	0	3.00000	.0028	.0084
113-683105-17	CARBON FILM RESISTOR 68K OHM 1/4W +-5% R405	PC	0	1.00000	.0028	.0028
113-688205-42	FUSING RESISTOR 0.68 OHM 1/2W +-5% R919	PC	0	1.00000	.0462	.0462
113-688305-42	FUSING RESISTOR 0.68 OHM 1W +-5% R918,423,424	PC	0	3.00000	.0587	.1760
113-689505-75	METAL OXIDE FILM RESISTOR 6.8 OHM 3W +-5% R422	PC	0	1.00000	.0667	.0667
113-750105-17	CARBON FILM RESISTOR 75 OHM 1/4W +-5% R929,930,931,932	PC	0	4.00000	.0028	.0112
113-820105-17	CARBON FILM RESISTOR 82 OHM 1/4W +-5% R418,101,326,330	PC	0	4.00000	.0028	.0112
113-821105-17	CARBON FILM RESISTOR 820 OHM 1/4W +-5% R360	PC	0	1.00000	.0028	.0028
113-822105-17	CARBON FILM RESISTOR 8.2K OHM 1/4W +-5% R906,923,420,626,934	PC	0	5.00000	.0030	.0145
113-823105-17	CARBON FILM RESISTOR 82K OHM 1/4W +-5% R145,363	PC	0	2.00000	.0028	.0056
113-824105-17	CARBON FILM RESISTOR 820K OHM 1/4W +-5% R158	PC	0	1.00000	.0028	.0028
114-210200-01	THERMISTOR (NICHICON ZPB53 BL 200C) TH901	PC	0	1.00000	.4231	.4231
123-100340-60	CERAMIC CAP. 10PF +-5% 50V (SL TYPE) C349	PC	0	1.00000	.0098	.0098
123-101350-60	CERAMIC CAP. 100 PF 50V +-10% (SL TYPE) C612	PC	0	1.00000	.0098	.0098
123-102350-90	CERAMIC CAP. 0.001 MFD 50V +-10% (B TYPE) C138,614,918,920,921	PC	0	5.00000	.0106	.0529
123-102850-10	CERAMIC CAP. 0.001 MFD 2KV +-10% MATSUSHITA C501,419	PC	0	2.00000	.1385	.2769
123-103370-90	CERAMIC CAP. 0.01 MFD 50V +80 -20% C102,117,110,126,311,333,334	PC	0	7.00000	.0098	.0687
123-104270-90	CERAMIC CAP. 0.1 MFD 25V +80 -20% C623,123,139,306,309,307	PC	0	6.00000	.0335	.2009
123-121350-60	CERAMIC CAP. 120 PF 50V +-10% (SL TYPE) C301,302,303	PC	0	3.00000	.0098	.0294
123-122551-90	CERAMIC CAP. 0.0012 MFD 500V +-10% (B TYPE) MATSUSHITA C415	PC	0	1.00000	.0423	.0423
123-130340-93	CERAMIC CAP. 13PF 50V +-5% (NPO) CT301	PC	0	1.00000	.0144	.0144

\*\* THIS SPARE LIST IS MADE FOR TECHNICAL / MAINTENANCE REFERENCE ONLY \*\*

Print Date : 26/11/94

PRODUCT CODE : 922074-700001-GT

Page Number : 9

DESCRIPTION : CT-M484MKII TEAC PAL/BG W/SCART/FTT OPTIONAL M.8LK 240V SAA

Component Part	Description / Location	Unit	Subs	Quantity Required	Unit Price	Amount
123-180350-60	CERAMIC CAP. 18PF 50V +-10% (SL TYPE) C118,121	PC	0	2.00000	.0113	.0226
123-220340-60	CERAMIC CAP. 22 PF 50V +-5% (SL TYPE) C616,617,618,620	PC	0	4.00000	.0098	.0392
123-221350-60	CERAMIC CAP. 220 PF 50V +-10% (SL TYPE) C347,503,504,502	PC	0	4.00000	.0106	.0423
123-221551-90	CERAMIC CAP. 220 PF 500V +-10% MATSUSHITA C916	PC	0	1.00000	.0481	.0481
123-222850-10	CERAMIC CAP. 0.0022 MFD 2KV +-10% MATSUSHITA C911	PC	0	1.00000	.2500	.2500
123-223370-90	CERAMIC CAP. 0.022 MFD 50V +80-20% C109,131,124,122,127,128,129,135,331,332,343,335	PC	0	12.00000	.0128	.1536
123-223370-90	CERAMIC CAP. 0.022 MFD 50V +80-20% C344	PC	0	1.00000	.0128	.0128
123-331350-60	CERAMIC CAP. 330 PF 50V +-10% (SL TYPE) C137	PC	0	1.00000	.0120	.0120
123-390340-93	CERAMIC CAP. 39PF 50V +-5% (NPO) C630	PC	0	1.00000	.0149	.0149
123-470340-60	CERAMIC CAP. 47 PF 50V +-5% (SL TYPE) C613	PC	0	1.00000	.0098	.0098
123-472551-90	CERAMIC CAP. 0.0047 MFD 500V +-10% (B TYPE) MATSUSHITA C913,413,423	PC	0	3.00000	.1173	.3519
123-472552-90	CERAMIC CAP. 0.0047 MFD 500V +-10% (B TYPE) SMALL SIZE C903,904,907	PC	0	3.00000	.0654	.1963
123-509340-93	CERAMIC CAP. 5 PF 50V +-5% (NPO) C356	PC	0	1.00000	.0123	.0123
123-681350-60	CERAMIC CAP. 680 PF 50V +-10% (SL TYPE) C407	PC	0	1.00000	.0394	.0394
123-821850-10	CERAMIC CAP. 820 PF 2KV +-10% (SL TYPE) MATSUSHITA C914	PC	0	1.00000	.1308	.1308
126-102071-01	MYLAR CAP. 0.001 MFD 50V +-10% C130,402,425	PC	0	3.00000	.0104	.0312
126-103071-01	MYLAR CAP. 0.01 MFD 50V +-10% C204	PC	0	1.00000	.0115	.0115
126-104071-01	MYLAR CAP. 0.1 MFD 50V +-10% C908,304,305,308,310,324,325,326,205,207,409,133	PC	0	12.00000	.0260	.3115
126-104101-31	POLYPROPYLENE CAP. 0.1 MFD 100V +-10% C425	PC	0	1.00000	.1212	.1212
126-222071-01	MYLAR CAP. 0.0022 MFD 50V +-10% C510,624,203	PC	0	3.00000	.0104	.0312
126-222161-41	METALIZED POLYPROPYLENE CAP. 0.0022 MFD 1600V +-10% C418	PC	0	1.00000	.2442	.2442
126-223071-01	MYLAR CAP. 0.022 MFD 50V +-10% C321,322,323	PC	0	3.00000	.0135	.0404
126-224071-01	MYLAR CAP 0.22 MFD 50V +-10% C140,348,602,603,115	PC	0	5.00000	.0462	.2308
126-272070-31	POLYPROPYLENE CAP. 0.0027 MFD 50V +-5% C141	PC	0	1.00000	.0697	.0697
126-332161-41	METALIZED POLYPROPYLENE CAP. 0.0033 MFD 1600V +-10% C420	PC	0	1.00000	.2635	.2635

\*\* THIS SPARE LIST IS MADE FOR TECHNICAL / MAINTENANCE REFERENCE ONLY \*\*

Print Date : 26/11/94

PRODUCT CODE : 922074-700001-GT

Page Number : 10

DESCRIPTION : CT-M484MKII TEAC PAL/BG W/SCART/FTT OPTIONAL M.BLK 240V SAA

Component Part	Description / Location	Unit	Subs	Quantity Required	Unit Price	Amount
126-333071-01	MYLAR CAP. 0.033 MFD 50V +-10% C906	PC	0	1.00000	.0142	.0142
126-334071-01	MYLAR CAP. 0.33 MFD 50V +-10% C143,145	PC	0	2.00000	.0613	.1227
126-472071-01	MYLAR CAP. 0.0047 MFD 50V +-10% C361,403,405	PC	0	3.00000	.0104	.0312
126-473071-01	MYLAR CAP. 0.047 MFD 50V +-10% C134,346	PC	0	2.00000	.0190	.0381
126-473211-41	METALLIZED POLYPROPYLENE CAP 0.047 MFD 250V +-10% VDE C902	PC	0	1.00000	.1488	.1488
126-474201-31	POLYPROPYLENE CAP 0.47 MFD 200V +-10% C414	PC	0	1.00000	.2788	.2788
126-474211-41	METALLIZED POLYPROPYLENE CAP 0.47 MFD 250V +-10% VDE C901	PC	0	1.00000	.3796	.3796
127-105072-03	ELECT. CAP. 1 MFD 50V +-20% C107,142,359,314,315,317,353,354,208,327	PC	0	10.00000	.0240	.2404
127-105132-03	ELECT. CAP. 1 MFD 160V +-20% C416	PC	0	1.00000	.0481	.0481
127-106041-05	ELECT. CAP. 10 MFD 16V +-10% (TIME CONSTANT) C427,404	PC	0	2.00000	.0692	.1385
127-106042-03	ELECT. CAP. 10 MFD 16V +-20% C627,621,601,615,619,626,622	PC	0	7.00000	.0240	.1683
127-106042-03	ELECT. CAP. 10 MFD 16V +-20% C919,312,328,329,352,316,318,319	PC	0	8.00000	.0240	.1923
127-106102-03	ELECT. CAP. 10MFD 100V +-20% NICHICON C910	PC	0	1.00000	.0481	.0481
127-106252-03	ELECT. CAP. 10 MFD 250V +-20% C424	PC	0	1.00000	.1346	.1346
127-107042-03	ELECT. CAP. 100 MFD 16V +-20% C625,118,313,125	PC	0	4.00000	.0346	.1385
127-107062-03	ELECT. CAP. 100 MFD 35V +-20% C201,408	PC	0	2.00000	.0519	.1038
127-107132-03	ELECT. CAP. 100 MFD 160V +-20% C417	PC	0	1.00000	.3231	.3231
127-107402-03	ELECT. CAP. 100 MFD 400V +-20% C905	PC	0	1.00000	.9904	.9904
127-108052-03	ELECT. CAP. 1000 MFD 25V +-20% C206	PC	0	1.00000	.1442	.1442
127-225072-03	ELECT. CAP 2.2 MFD 50V +-20% C108,113,116	PC	0	3.00000	.0240	.0721
127-226042-03	ELECT. CAP. 22 MFD 16V +-20% C609,202	PC	0	2.00000	.0240	.0481
127-227042-03	ELECT. CAP. 220 MFD 16V +-20% C320	PC	0	1.00000	.0404	.0404
127-227062-03	ELECT. CAP. 220 MFD 35V +-20% C917,410,411	PC	0	3.00000	.0712	.2135
127-228052-03	ELECT. CAP. 2200 MFD 25V +-20% C406,422	PC	0	2.00000	.3192	.6385
127-336042-03	ELECT. CAP. 33 MFD 16V +-20% C144,923	PC	0	2.00000	.0240	.0481

\*\* THIS SPARE LIST IS MADE FOR TECHNICAL / MAINTENANCE REFERENCE ONLY \*\*

Print Date : 26/11/94

PRODUCT CODE : 922074-700001-GT

Page Number : 11

DESCRIPTION : CT-M484MKII TEAC PAL/8G W/SCART/FTT OPTICNAL M.BLK 240V SAA

Component Part	Description / Location	Unit	Subs	Quantity Required	Unit Price	Amount
127-338052-03	ELECT. CAP. 3300 MFD 25V +-20% C421	PC	0	1.00000	.4335	.4335
127-474072-03	ELECT. CAP. 0.47 MFD 50V +-20% C210,211	PC	0	2.00000	.0240	.0481
127-475052-03	ELECT. CAP. 4.7 MFD 25V +-20% C807,608,604,136	PC	0	4.00000	.0240	.0962
127-476042-03	ELECT. CAP. 47 MFD 16V +-20% C401	PC	0	1.00000	.0288	.0288
127-476072-07	ELECT. CAP. 47 MFD 50V +-20% NICHICON C809	PC	0	1.00000	.0404	.0404
127-476132-03	ELECT. CAP. 47 MFD 160V +-20% C815	PC	0	1.00000	.2221	.2221
127-477042-03	ELECT. CAP. 470 MFD 16V +-20% C146,922,363,209,120	PC	0	5.00000	.0712	.3558
130-134148-01	SILICON DIODE IN4148 D406,304,301,302,303,305	PC	0	6.00000	.0092	.0554
130-134148-01	SILICON DIODE IN4148 D602,601,605,606,607,608,609,610,603	PC	0	9.00000	.0092	.0831
130-310156-00	BRIDGE RECTIFIER RB156 SANKEN BR901	PC	0	1.00000	.4838	.4838
130-311541-60	RECTIFIER DIODE 1R5JU41 D904	PC	0	1.00000	.1786	.1786
130-311545-60	RECTIFIER DIODE 1R5JM45 D404	PC	0	1.00000	.1637	.1637
130-314408-00	RECTIFIER DIODE ERB44-06 FUJI D905	PC	0	1.00000	.1620	.1620
130-315295-00	RECTIFIER DIODE SS295G TOSHIBA D902,903,901,401,402,403,405	PC	0	7.00000	.0968	.6773
130-410082-01	ZENER DIODE 8.2V ZD901	PC	0	1.00000	.0240	.0240
130-410100-01	ZENER DIODE 10V 1/2W ZD401	PC	0	1.00000	.0246	.0246
130-410574-00	ZENER DIODE UPC 574J NEG OR KA33V SAMSUNG ZD101	PC	0	1.00000	.1593	.1593
130-411091-01	ZENER DIODE 9.1V ZD902	PC	0	1.00000	.0240	.0240
130-422120-00	ZENER DIODE 1W 12V ZD402	PC	0	1.00000	.0596	.0596
130-512044-00	LED 3MM RED 204HDC LED601	PC	0	1.00000	.0298	.0298
131-211013-18	TRANSISTOR 2SA1013 (R) TOSHIBA Q806	PC	0	1.00000	.1191	.1191
131-211015-00	TRANSISTOR 2SA1015 TOSHIBA Q101,102,108,109	PC	0	4.00000	.0290	.1161
131-220774-20	TRANSISTOR 2SB774 MATSUSHITA Q902	PC	0	1.00000	.1519	.1519
131-230388-00	TRANSISTOR 2SC388A TOSHIBA Q105	PC	0	1.00000	.1340	.1340
131-231815-25	TRANSISTOR 2SC1815 TOSHIBA Q103,104,107,111,110,901,903,602,305,302	PC	0	10.00000	.0268	.2679



\*\* THIS SPARE LIST IS MADE FOR TECHNICAL / MAINTENANCE REFERENCE ONLY \*\*

Print Date : 25/11/94

PRODUCT CODE : 922074-700001-GT

Page Number : 12

DESCRIPTION : CT-M484MKII TEAC PAL/BG W/SCART/FTT OPTIONAL M,BLK 240V SAA

Component Part	Description / Location	Unit	Subs	Quantity Required	Unit Price	Amount
131-231815-25	TRANSISTOR 2SC1815 TOSHIBA Q603,604,605,301	PC	0	4.00000	.0268	.1072
131-232230-00	TRANSISTOR 2SC2230A-Y TOSHIBA Q905	PC	0	1.00000	.0893	.0893
131-232335-30	TRANSISTOR 2SC2335 L/K NEC Q907	PC	0	1.00000	.7740	.7740
131-232482-00	TRANSISTOR 2SC2482 TOSHIBA Q401,501,502,503	PC	0	4.00000	.0968	.3870
131-240400-00	TRANSISTOR 2SD400E/F SANYO Q201	PC	0	1.00000	.0893	.0893
131-241431-00	TRANSISTOR 2SD1431 TOSHIBA WITH MICA SHEET (24MM X 33MM) Q904	PC	0	1.00000	1.1015	1.1015
131-241555-00	TRANSISTOR 2SD1555 TOSHIBA Q402	PC	0	1.00000	.9377	.9377
131-462369-00	TRANSISTOR PH2369 PHILIPS Q601	PC	0	1.00000	.0635	.0635
133-102411-31	I.C. ST24C01B1 SGS IC602	PC	0	1.00000	.6252	.6252
133-103504-33	I.C. TDA3504 PHILIPS IC304	PC	0	1.00000	2.7885	2.7885
133-104505-33	I.C. TDA4505E PHILIPS IC102	PC	0	1.00000	2.9173	2.9173
133-104510-33	PHILIPS IC TDA4510 IC305	PC	0	1.00000	1.6154	1.6154
133-184640-33	PHILIPS IC PCA 84C640P IC601	PC	0	1.00000	5.6538	5.6538
133-201013-33	I.C. TDA1013B PHILIPS IC201	PC	0	1.00000	.6731	.6731
133-203653-33	I.C. TDA3653B PHILIPS IC401	PC	0	1.00000	.6288	.6288
133-207805-31	I.C. L7805CV SGS IC901	PC	0	1.00000	.2977	.2977
133-207812-31	ID L7812CV SGS-THOMSON IC103	PC	0	1.00000	.3077	.3077
133-301014-31	I.C. TEA1014 SGS IC303	PC	0	1.00000	.7442	.7442
133-304241-33	I.C. PC74HCT241P PHILIPS IC301	PC	0	1.00000	.3077	.3077
133-305114-31	I.C. TEA5114A SGS IC302	PC	0	1.00000	.9675	.9675
136-537094-00	REMOTE RECEIVER (KODENSHI HC -377) OPT601	PC	0	1.00000	1.0865	1.0865
137-100000-31	CRYSTAL 10 MHZ HOGRAY X601	PC	0	1.00000	.3462	.3462
137-886723-20	CRYSTAL 8.85 MHZ KDS X301	PC	0	1.00000	.4049	.4049
146-100001-14	POWER SWITCH (ESB-99957S COST COST REDUCTION) S612	PC	0	1.00000	1.4798	1.4798
146-104614-13	TACT SWITCH HOKURIKU S602,603,604,605,601,606,608,609,610,613,611,614	PC	0	12.00000	.0712	.8538

\*\* THIS SPARE LIST IS MADE FOR TECHNICAL / MAINTENANCE REFERENCE ONLY \*\*

Print Date : 26/11/94

PRODUCT CODE : 922074-700001-GT

Page Number : 13

DESCRIPTION : CT-M484MKII TEAC PAL/BG W/SCART/FTT OPTIONAL M.BLK 240V SAA

Component Part	Description / Location	Unit	Subs	Quantity Required	Unit Price	Amount	
160-101001-08	PIN CONNECTOR 1 PIN PLUG CN501,901,902	STRAIGHT	PC	0	3.00000	.0203	.0608
160-102255-27	PIN CONNECTOR 2 PINS PLUG CN601,201,202	STRAIGHT (UL)	PC	0	3.00000	.0154	.0462
160-102805-08	PIN CONNECTOR 2 PIN PLUG CN903	STRAIGHT	PC	0	1.00000	.0518	.0518
160-103255-27	PIN CONNECTOR 3 PINS PLUG CN604		PC	0	1.00000	.0231	.0231
160-103805-08	PIN CONNECTOR 3 PIN PLUG CN402	STRAIGHT	PC	0	1.00000	.0698	.0698
160-104805-08	PIN CONNECTOR 4 PIN PLUG CN401	STRAIGHT	PC	0	1.00000	.0743	.0743
160-105255-27	PIN CONNECTOR 5 PINS WAFER CN203	2.5 PITCH	PC	0	1.00000	.0385	.0385
160-108255-27	PIN CONNECTOR 8 PINS PLUG CN605		PC	0	1.00000	.0721	.0721
161-540003-01	CRT SOCKET ISM-03 (IN CHANG)		PC	0	1.00000	.5385	.5385
161-683702-22	21 PIN SOCKET J901		PC	0	1.00000	.4038	.4038
172-620005-40	UL 1007 TOP COAT WIRE AWG 20 FOR C134 GND TO C140 GND	50MM BLACK 5 X 5MM	PC	0	1.00000	.0040	.0040
172-620010-40	UL 1007 TOP COAT WIRE AWG 20 MAIN P.C.B. 'C' TO 'C'	100MM BLACK 10 X 10 MM	PC	0	1.00000	.0074	.0074
172-620014-40	UL 1007 TOP COAT WIRE AWG 20 MAIN P.C.B. 'E' TO 'E'	140MM BLACK 10 X 10 MM	PC	0	1.00000	.0116	.0116
172-626008-40	UL 1007 TOP COAT WIRE AWG 26 Q904 LUG TO MAIN PCB 'L', IC401 LUG TO MAIN PCB 'M'	80MM BLACK 10 X 10 MM	PC	0	3.00000	.0022	.0065
172-626008-40	UL 1007 TOP COAT WIRE AWG 26 Q402 LUG TO MAIN PCB 'K'	80MM BLACK 10 X 10 MM	PC	0	.00000	.0022	.0000
172-626012-44	UL 1007 TOP COAT WIRE AWG 26 MAIN P.C.B. 'G' TO 'G', 'D' TO 'D'	120MM YELLOW 10 X 10 MM	PC	0	2.00000	.0038	.0076
172-626014-42	UL 1007 TOP COAT WIRE AWG 26 MAIN P.C.B. 'A' TO 'A'	140MM RED 10 X 10 MM	PC	0	1.00000	.0043	.0043
172-626020-42	UL 1007 TOP COAT WIRE AWG 26 MAIN P.C.B. 'B' TO 'B'	200MM RED 10 X 10 MM	PC	0	1.00000	.0048	.0048
172-726000-99	BARE WIRE 54MM W001-012,014-049,052-062,064-069,071-075,079		M	0	4.70000	.0092	.0434
172-726000-99	BARE WIRE 54MM W081-083,086-087		M	0	.00000	.0092	.0000
172-830120-99	FLAT BRIDED WIRE CRT GROUND		PC	0	1.20000	.1365	.1638
173-622014-30	SINGLE SHIELD WIRE AWG 26 'H' TO 'H'	140MM BLACK	PC	0	1.00000	.0500	.0500
179-001010-00	OIL SLEEVING 1 MM DIA. L=40MM,20MM FOR D904,20MM FOR BR901		M	0	.04000	.0001	.0000
179-105000-00	UL PVC TUBE 5MM DIA L=60MM FOR AC LINE CORD		M	0	.06000	.1865	.0112
179-403030-00	3MM DIA. SHRINKABLE TUBE FOR 130MM SOLDERING LUG		PC	0	.13000	.2750	.0357

\*\* THIS SPARE LIST IS MADE FOR TECHNICAL / MAINTENANCE REFERENCE ONLY \*\*

Print Date : 25/11/94

PRODUCT CODE : 922074-700001-GT

Page Number : 14

DESCRIPTION : CT-M484MKII TEAC PAL/BG W/SCART/FTT OPTIONAL M.BLK 240V SAA

Component Part	Description / Location	Unit	Subs	Quantity Required	Unit Price	Amount
179-403080-00	SHRINKABLE TUBE 180MM FOR 4-DEGAUSSING COIL LUG(P/N:750-892002-00)	PC	0	.18000	.3000	.0540
182-233150-03	FUSE T3.15A 250V F901	PC	0	1.00000	.1027	.1027
190-881300-10	P.C.BOARD (GRT) (191091)	PC	0	1.00000	.3309	.3309
190-882000-04	POWER SWITCH P.C.B. (220791) FOR S901	PC	0	1.00000	.0673	.0673
190-892001-01	MAIN P.C. BOARD (100953)	PC	0	1.00000	2.4577	2.4577
190-922001-06	CHANNEL P.C.B. (140794)	PC	0	1.00000	.3058	.3058
191-100034-09	1 PIN SOCKET ASSM'Y L=220MM CRT GND TO CN501	PC	0	1.00000	.0429	.0429
191-100035-09	1 PIN SOCKET ASSM'Y FROM POWER SWITCH PCB 'A' TO CN901	PC	0	1.00000	.1072	.1072
191-100036-09	1 PIN SOCKET ASSM'Y FROM POWER SWITCH PCB 'B' TO CN902	PC	0	1.00000	.0915	.0915
191-200031-09	2 PIN SOCKET ASS'Y L=80MM FOR CN601 TO POWER SWITCH P.C.B.	PC	0	1.00000	.0369	.0369
191-300040-09	3 PIN SOCKET ASSM'Y CN402 '1' TO CRT PCB 'J'	PC	0	1.00000	.1275	.1275
191-300040-09	3 PIN SOCKET ASSM'Y CN402 '2' TO CRT PCB 'I'	PC	0	.00000	.1275	.0000
191-300040-09	3 PIN SOCKET ASSM'Y CN402 '3' TO CRT PCB 'H'	PC	0	.00000	.1275	.0000
191-301000-07	3 PIN SOCKET ASSM'Y L=120MM CN604 '1' TO CH.PCB 'A', '2' TO 'B', '3' TO 'C'	PC	0	1.00000	.0490	.0490
191-500048-09	5 PIN SOCKET ASSM'Y CN203 '1' TO CRT PCB 'A'	PC	0	1.00000	.1135	.1135
191-500048-09	5 PIN SOCKET ASSM'Y CN203 '2' TO CRT PCB 'B'	PC	0	.00000	.1135	.0000
191-500048-09	5 PIN SOCKET ASSM'Y CN203 '3' TO CRT PCB 'C'	PC	0	.00000	.1135	.0000
191-500048-09	5 PIN SOCKET ASSM'Y CN203 '4' TO CRT PCB 'D'	PC	0	.00000	.1135	.0000
191-500048-09	5 PIN SOCKET ASSM'Y CN203 '5' TO CRT PCB 'E'	PC	0	.00000	.1135	.0000
191-801004-07	8 PIN SOCKET ASSM'Y L=160MM CN605 '1' TO CH. PCB '1', '2' TO '2', '3' TO '3'	PC	0	1.00000	.1373	.1373
191-801004-07	8 PIN SOCKET ASSM'Y L=160MM '4' TO '4', '5' TO '5', '6' TO '6', '7' TO '7', '8' TO '8'	PC	0	.00000	.1373	.0000
517-303312-10	SELF-TAPPING SCREW 3 X 12 W/A W/H=7MM (HARDEN) FOR HEAT SINK (A) , (B) & (C)	PC	0	3.00000	.0032	.0097
540-020040-01	BRASS EYELET 2X4MM FOR POWER SWITCH PCB	PC	0	4.00000	.0010	.0041
580-101261-01	CABLE TIE L=100MM FOR CRT BOARD,CONNECTOR,3 FOR POWER SW.,2 FOR SPK.	PC	0	12.00000	.0037	.0438
746-063101-00	TEST PIN:TOTAL LENGTH 18.6MM THK:0.8MM TP104,103	PC	0	2.00000	.0038	.0077
750-063101-00	SOLDERING LUG LEG:8X4MM FOR IC401,Q402,Q904	PC	0	3.00000	.0023	.0069

\*\* THIS SPARE LIST IS MADE FOR TECHNICAL / MAINTENANCE REFERENCE ONLY \*\*

Print Date : 26/11/94                      PRODUCT CODE : 922074-700001-GT  
 Page Number : 15                            DESCRIPTION : CT-M484MKII TEAC PAL/BG W/SCART/FTT OPTIONAL M.8LK 240V SAA

Component Part	Description / Location	Unit Subs	Quantity Required	Unit Price	Amount
750-063102-01	35MM SOLDERING LUG FOR AC LINE CORD, SPK. CONNECTOR	0	4.00000	.0087	.0346
750-892002-00	DEGAUSSING COIL LUG FOR DEGAUSSING COIL	0	4.00000	.0096	.0385
766-666801-00	FUSE HOLDER	0	2.00000	.0135	.0269
781-882001-02	ALUMINIUM HEAT SINK (B) FOR Q402	0	1.00000	.2115	.2115
781-882101-01	ALUMINIUM HEAT SINK (A) FOR Q904	0	1.00000	.1712	.1712
781-892001-00	ALUMINIUM HEAT SINK (C) FOR IC401	0	1.00000	.2385	.2385
783-881306-01	SHIELD CAN COVER	0	1.00000	.0769	.0769
783-881313-00	SHIELD CAN	0	1.00000	.1288	.1288
896-882101-00	POWER BOARD COVER (UL) FOR POWER SWITCH P.C.B.	0	1.00000	.0192	.0192
929-892001-00	LED HOLDER BKT FOR CTRLG LED FOR LED 601	0	1.00000	.0152	.0152

ASSB PRICE :            60.1036

\*\* THIS SPARE LIST IS MADE FOR TECHNICAL / MAINTENANCE REFERENCE ONLY \*\*

Print Date : 26/11/94

PRODUCT CODE : 922074-700001-GT

Page Number : 16

DESCRIPTION : CT-M484MKII TEAC PAL/BG W/SCART/FTT OPTIONAL M.BLK 240V SAA

Component Part	Description / Location	Unit	Subs	Quantity Required	Unit Price	Amount
*** ASSEMBLY : 158-922074-70-01 NON-COM CHASSIS ASS'Y (BG)W/FTT OPTIONAL						
003-131424-02	TUNER OSCAR UVE33-W24/R16-3649MITSUMI TUNER	PC	0	1.00000	9.9727	9.9727
107-105500-65	SOUND TRAP CERAMIC FILTER 5.5MHZ TPS-5.5MB MURATA CF105	PC	0	1.00000	.1465	.1465
107-305500-16	SOUND BYPASS CERAMIC FILTER 5.5MHZ SFE-5.5MB MURATA CF103	PC	0	1.00000	.1465	.1465
107-738916-00	SAW FILTER TSF-5316 SANYO SA101	PC	0	1.00000	1.2487	1.2487
113-153005-17	CARBON FILM RESISTOR 15K OHM 1/16W +-5% R610,116	PC	0	2.00000	.0035	.0069
113-223101-67	METAL FILM RESISTOR 22K OHM 1/4W +-1% R606	PC	0	1.00000	.0092	.0092
123-102350-90	CERAMIC CAP. 0.001 MFD 50V +-10% (B TYPE) C103	PC	0	1.00000	.0106	.0106
123-222466-41	CERAMIC CAP. 0.0022 MFD 400V +-20% ECK-DNS222MEX MATSUSHITA C912	PC	0	1.00000	.2058	.2058
160-103255-27	PIN CONNECTOR 3 PINS PLUG CN606,302	PC	0	2.00000	.0231	.0462
160-106255-27	PIN CONNECTOR 6 PINS WAFER (SHS) S11-W CN301	PC	0	1.00000	.0462	.0462
171-550084-02	84" AC LINE CORD (END-CUT)SAA APPW/7.5A PLUG.	PC	0	1.00000	.6154	.6154
172-626012-44	UL 1007 TOP COAT WIRE AWG 26 120MM YELLOW 10 X 10 MM MAIN P.C.B. 'F' TO 'F'	PC	0	1.00000	.0038	.0038
172-726000-99	BARE WIRE 54MM W094	M	0	.05400	.0092	.0005
191-301300-07	3 PIN SOCKET ASS'Y L=40MM (HALF CIRCLE) CN302	PC	0	1.00000	.0346	.0346

ASSB PRICE : 12.4936

\*\* THIS SPARE LIST IS MADE FOR TECHNICAL / MAINTENANCE REFERENCE ONLY \*\*

Print Date : 26/11/94                      PRODUCT CODE : 922074-700001-GT  
 Page Number : 17                              DESCRIPTION : CT-M484MKII TEAC PAL/BG W/SCART/FTT OPTIONAL M.BLK 240V SAA

Component Part	Description / Location	Unit	Subs	Quantity Required	Unit Price	Amount
*** ASSEMBLY : 159-922074-70-00 COMMON PART FOR CASING ASS'Y (BG)						
008-550201-05	DEGAUSSING COIL 60T 44MM X 34 MM (W/FIVE LAYERS OF TAPE) L902	PC	0	1.00000	1.5769	1.5769
166-183040-40	SPEAKER 4" 3W 8OHM	PC	0	2.00000	.7308	1.4615
179-105000-00	UL PVC TUBE 5MM DIA 400MM FOR SPEAKER 'L', 550MM FOR SPEAKER 'R'	M	0	.95000	.1865	.1772
191-200044-09	2 PIN SOCKET ASSM'Y L=440MM CN201 '2' TO SPEAKER R '-', '1' TO SPEAKER R '+'	PC	0	1.00000	.0442	.0442
191-200056-09	2 PIN SOCKET ASSM'Y L=560MM CN202 '2' TO SPEAKER L '-', '1' TO SPEAKER L '+'	PC	0	1.00000	.0481	.0481
504-305006-10	MACHINE SCREW 3 X 6 B/M POWER SWITCH	PC	0	2.00000	.0012	.0023
509-305010-00	MACHINE SCREW 3 X 10 KM                      BLACK JACK PLATE MTG.	PC	0	2.00000	.0021	.0042
514-400414-10	SELF-TAPPING SCREW 4 X 14 B/T (HARDEN) FOR CRT MTG.	PC	0	4.00000	.0056	.0223
514-400418-10	SELF-TAPPING SCREW 4 X 18 B/T (HARDEN) 8 FOR CRT MTG., 4 FOR REAR CAB. MTG, 2 FOR SPK. WIRE	PC	0	14.00000	.0083	.1158
514-400425-10	SELF-TAPPING SCREW 4 X 25 B/T (HARDEN) 5 FOR CAB. MTG.	PC	0	5.00000	.0094	.0471
515-303408-10	SELF-TAPPING SCREW 3 X 8                      W/B/T (HARDEN) 3 FOR CHANNEL BOARD	PC	0	3.00000	.0033	.0098
515-303410-10	SELF-TAPPING SCREW 3 X 10                      W/B/T (HARDEN) 12 FOR MAIN P.C.B.	PC	0	12.00000	.0035	.0415
515-306412-10	SELF-TAPPING SCREW 3 X 12                      W/B/T (HARDEN) FOR AC LINE CORD MTG.	PC	0	1.00000	.0073	.0073
622-882802-00	FELT L240 X W17 X T0.5MM                      W/TAPE FOR REAR CAB.		0	5.00000	.0692	.3462
630-173016-00	FIBRE WASHER OD=17 ID=3 T=1.6 AC LINE CORD MTG.		0	1.00000	.0106	.0106
728-882001-00	CRT MTG. BRACKET W/NUT CRT MTG.		0	4.00000	.1731	.6923
744-881301-00	SPRING FOR C.R.T. MOUNTING 5.2 X 42 X 0.6MM		0	1.00000	.0481	.0481
777-881301-00	SPRING IN 10 X L12 FOR POWER KNOB		0	1.00000	.0077	.0077
834-230801-00	RUBBER WASHER OD=23 , ID=8 , T=1.0 FOR CRT MTG.		0	4.00000	.0192	.0769
834-230805-00	RUBBER WASHER OD=23 ID=8 T=0.5 CRT MTG (LOWER)		0	2.00000	.0115	.0231
840-011024-21	PAD CORD L240 X W10 X T1 MM                      W/TAPE BETWEEN CRT AND FRONT CAB.		0	6.00000	.0000	.0000
920-922002-00	MTG. BRACKET		0	1.00000	.5890	.5890
939-881302-00	POWER SWITCH ADAPTOR POWER SWITCH		0	1.00000	.0147	.0147
954-882801-00	STUD POST		0	2.00000	.0246	.0492
954-892001-00	HIGH VOLTAGE SPACER FOR CRT		0	1.00000	.0552	.0552
954-892101-00	STUD POST		0	6.00000	.0269	.1615
980-882014-01	JACK PLATE W/SCART/BRASS INSERT (521-882001-00 2 PCS./SET)		0	1.00000	.1673	.1673

ASSB PRICE : 5.8002

Print Date : 26/11/94

PRODUCT CODE : 922074-700001-GT

Page Number : 18

DESCRIPTION : CT-M484MKII TEAC PAL/BG W/SCART/FTT OPTIONAL M.BLK 240V SAA

Component Part	Description / Location	Unit	Subs	Quantity Required	Unit Price	Amount
*** ASSEMBLY : 159-922074-70-02 NON-COMMON PART FOR CASING ASS'Y (M.BLK)						
002-120027-42	20" CRT (S/H) DY # ODY-M2038 (ORION) "A48JLL92X27"	PC	0	1.00000	101.2154	101.2154
186-227503-14	BATTERY 3A	PC	0	2.00000	.0635	.1269
	PACKED IN GIFT BOX					
869-882001-8F	RATING LABEL - TEAC (A) DESIGN{CT-M484 MKII} (240V)		0	1.00000	.0481	.0481
703-922002-00	SPEAKER GRILLE - BLACK DOUBLE SIDE W/SPRAY {NEW}		0	2.00000	.4212	.8423
884-882020-02	JACK COVER-TEAC DESIGN WHI SS.W/21 PIN SOCKET HOLE		0	1.00000	.1577	.1577
884-922002-05	PRESET PLATE - TEAC DESIGN (12 KEY HOLES)		0	1.00000	.1058	.1058
869-882001-00	CAUTION COVER PLATE 0.5MM THK.MATT BLACK PVC SHEET BACK CAB.		0	1.00000	.1308	.1308
889-922002-00	DOOR LOCKER COVER PLATE		0	1.00000	.0077	.0077
889-922003-00	V.HOLD COVER PLATE		0	1.00000	.0077	.0077
900-922002-01	FRONT CABINET - MATT BLACK SPRAY		0	1.00000	5.0538	5.0538
902-922003-02	BLACK CABINET - BLACK SPARY W/HANDEL		0	1.00000	3.8038	3.8038
917-922001-13	REMOTE LENS - TEAC DESIGN		0	1.00000	.1746	.1746
919-922001-47	PRESET DOR - TEAC (A) DESIGN {CT-M484 MKII}		0	1.00000	.1846	.1846
939-922001-01	FOOT ADAPTOR - BLACK MOULDED W/GOLD HOT-STAMP		0	2.00000	.0610	.1219
948-882001-01	DEGAUSSING COIL MTG. CLIP		0	4.00000	.0212	.0846
991-922001-01	POWER KNOB - BLACK MOULDED		0	1.00000	.0246	.0246

ASSB PRICE : 112.0904

\*\* THIS SPARE LIST IS MADE FOR TECHNICAL / MAINTENANCE REFERENCE ONLY \*\*

Print Date : 26/11/84

PRODUCT CODE : 922074-700001-GT

Page Number : 19

DESCRIPTION : CT-M484MKII TEAC PAL/BG W/SCART/FTT OPTIONAL M.BLK 240V SAA

Component Part	Description / Location	Unit Subs	Quantity Required	Unit Price	Amount
*** ASSEMBLY : 163-922074-70-02 NON-COMMON PART FOR PACKING ASS'Y (BG)					
610-922004-02	GIFT BOX - TEAC (A) DESIGN {CT-M484 MKII}W/HANDLE,R/C9313	0	1.00000	2.7750	2.7750
663-230288-94	SERIAL NO.LABEL - OC:GT-288/94 1 PC STICK ON CTN,1 PC STICK ON RATING LABEL	0	2.00000	.0071	.0142
663-230293-94	SERIAL NO.LABEL - OC:GT-293/94 1 PC STUCK ON CTN, 1 PC STUCK ON RATING LABEL	0	.00000	.0000	.0000
663-230441-94	SERIAL NO.LABEL - OC:GT-441/94	0	.00000	.0000	.0000
663-230442-94	SERIAL NO.LABEL - OC:GT-442/94	0	.00000	.0071	.0000
670-922000-57	I/MANUAL - TCL (A) DESIGN {CT-M484 MKII}{40P}"R/C 9313"	0	1.00000	.1442	.1442
678-881301-04	SYSTEM LABEL - PAL BG	0	1.00000	.0062	.0062
678-881303-04	TOTAL CARE STICKER 1 STICK ON THE SCREEN	0	1.00000	.0481	.0481
678-881303-05	TOTAL CARE STICKER 2 STICK ON BACK PANEL	0	1.00000	.0154	.0154
678-922001-04	SCREEN STICKER - TEAC DESIGN {CT-M484 MKII} W/FTT OPTIONAL	0	1.00000	.4673	.4673
678-922103-02	TELETEXT COMPLEMENT - TEAC DESIGN	0	1.00000	.1635	.1635
682-230288-94	DATE CODE LABEL - OC:GT-288/94	0	1.00000	.0027	.0027
682-230293-94	DATE CODE LABEL - OC:GT-293/94	0	.00000	.0000	.0000
682-230441-94	DATE CODE LABEL - OC:GT-441/94	0	.00000	.0000	.0000
682-230442-94	DATE CORD LABEL - OC:GT-442/94	0	.00000	.0027	.0000
690-882039-01	WARRANTY CARD - TEAC DESIGN	0	1.00000	.1442	.1442
693-922000-05	EAN CODE LABEL 9313060004828	0	1.00000	.0077	.0077
800-922001-00	POLYFOAM - TOP LEFT	0	1.00000	.3212	.3212
800-922002-00	POLYFOAM - TOP RIGHT	0	1.00000	.3212	.3212
800-922003-00	POLYFOAM - BOTTOM LEFT	0	1.00000	.5365	.5365
800-922004-00	POLYFOAM - BOTTOM RIGHT	0	1.00000	.5365	.5365
810-041004-13	POLYBAG 4" X 10" X 0.04MM W/RE-CYCLING MARK FOR HANDSET	0	1.00000	.0062	.0062
810-051104-13	POLYBAG 5" X 11" X 0.04 MM W/ RE-CYCLING MARK FOR AC LINE CORD	0	1.00000	.0079	.0079
810-091504-13	POLYBAG 9" X 15" X 0.04MM W/ RE-CYCLING MARK FOR INSTRUCTION MANUAL	0	1.00000	.0163	.0163
810-404004-14	POLYBAG 40"X40"X0.04MM W/PUNCHHOLE & RE-CYLING MARK P/O MAT FOR UNIT	0	1.00000	.1865	.1865
826-363605-00	FOAM SHEET - 36" X 36" X 0.5MM FOR UNIT	0	2.00000	.1769	.3538

ASSB PRICE : 6.0746

TOTALA PRICE : 200.2240